

# PR-Serie

Paperless Recorder

Modbus Protocoll



**Thecnical Manual**

**Cod. PR-Serie\_Modbus**

**English**

Product Rev & Manual Rev: V10\_04



# INDEX:

- 1 – Input Register Parameter Table for Modbus Slave / TCP Server
- 2 – Holding Register Parameter Table for Modbus RTU Slave/TCP Server
- 3 – Holding Register Parameter Table for Remote Command
- 4 – Modbus Communication
- 5 – Sample Code
- Appendix A
- Appendix B
- Appendix C
- Appendix D
- Appendix E
- Appendix F
- Appendix G
- Appendix H
- Appendix I



# 1. Input Register Parameter Table for Modbus RTU Slave / TCP Server

## 1.1 AI / DI / DO / AO Area (Integer Type)

Modbus Address	Notation	Register Name	Access
1	Reserve	Reserve	R
2	AI1	AI 1 process value	R
3	AI2	AI 2 process value	R
4	AI3	AI 3 process value	R
5	AI4	AI 4 process value	R
6	AI5	AI 5 process value	R
7	AI6	AI 6 process value	R
8	AI7	AI 7 process value	R
9	AI8	AI 8 process value	R
10	AI9	AI 9 process value	R
11	AI10	AI 10 process value	R
12	AI11	AI 11 process value	R
13	AI12	AI 12 process value	R
14	AI13	AI 13 process value	R
15	AI14	AI 14 process value	R
16	AI15	AI 15 process value	R
17	AI16	AI 16 process value	R
18	AI17	AI 17 process value	R
19	AI18	AI 18 process value	R
20	AI19	AI 19 process value	R
21	AI20	AI 20 process value	R
22	AI21	AI 21 process value	R
23	AI22	AI 22 process value	R
24	AI23	AI 23 process value	R
25	AI24	AI 24 process value	R
26	AI25	AI 25 process value	R
27	AI26	AI 26 process value	R
28	AI27	AI 27 process value	R
29	AI28	AI 28 process value	R
30	AI29	AI 29 process value	R
31	AI30	AI 30 process value	R
32	AI31	AI 31 process value	R
33	AI32	AI 32 process value	R
34	AI33	AI 33 process value	R
35	AI34	AI 34 process value	R
36	AI35	AI 35 process value	R
37	AI36	AI 36 process value	R
38	AI37	AI 37 process value	R
39	AI38	AI 38 process value	R
40	AI39	AI 39 process value	R
41	AI40	AI 40 process value	R
42	AI41	AI 41 process value	R
43	AI42	AI 42 process value	R
44	AI43	AI 43 process value	R
45	AI44	AI 44 process value	R
46	AI45	AI 45 process value	R
47	AI46	AI 46 process value	R
48	AI47	AI 47 process value	R

<b>49</b>	AI48	AI 48 process value	R
<b>50</b>	DI1	DI 1 process value	R
<b>51</b>	DI2	DI 2 process value	R
<b>52</b>	DI3	DI 3 process value	R
<b>53</b>	DI4	DI 4 process value	R
<b>54</b>	DI5	DI 5 process value	R
<b>55</b>	DI6	DI 6 process value	R
<b>56</b>	DI7	DI 7 process value	R
<b>57</b>	DI8	DI 8 process value	R
<b>58</b>	DI9	DI 9 process value	R
<b>59</b>	DI10	DI 10 process value	R
<b>60</b>	DI11	DI 11 process value	R
<b>61</b>	DI12	DI 12 process value	R
<b>62</b>	DI13	DI 13 process value	R
<b>63</b>	DI14	DI 14 process value	R
<b>64</b>	DI15	DI 15 process value	R
<b>65</b>	DI16	DI 16 process value	R
<b>66</b>	DI17	DI 17 process value	R
<b>67</b>	DI18	DI 18 process value	R
<b>68</b>	DI19	DI 19 process value	R
<b>69</b>	DI20	DI 20 process value	R
<b>70</b>	DI21	DI 21 process value	R
<b>71</b>	DI22	DI 22 process value	R
<b>72</b>	DI23	DI 23 process value	R
<b>73</b>	DI24	DI 24 process value	R
<b>74</b>	DO1	DO 1 process value	R
<b>75</b>	DO2	DO 2 process value	R
<b>76</b>	DO3	DO 3 process value	R
<b>77</b>	DO4	DO 4 process value	R
<b>78</b>	DO5	DO 5 process value	R
<b>79</b>	DO6	DO 6 process value	R
<b>80</b>	DO7	DO 7 process value	R
<b>81</b>	DO8	DO 8 process value	R
<b>82</b>	DO9	DO 9 process value	R
<b>83</b>	DO10	DO 10 process value	R
<b>84</b>	DO11	DO 11 process value	R
<b>85</b>	DO12	DO 12 process value	R
<b>86</b>	DO13	DO 13 process value	R
<b>87</b>	DO14	DO 14 process value	R
<b>88</b>	DO15	DO 15 process value	R
<b>89</b>	DO16	DO 16 process value	R
<b>90</b>	DO17	DO 17 process value	R
<b>91</b>	DO18	DO 18 process value	R
<b>92</b>	DO19	DO 19 process value	R
<b>93</b>	DO20	DO 20 process value	R
<b>94</b>	DO21	DO 21 process value	R
<b>95</b>	DO22	DO 22 process value	R
<b>96</b>	DO23	DO 23 process value	R
<b>97</b>	DO24	DO 24 process value	R
<b>98</b>	AO1	AO 1 process value	R
<b>99</b>	AO2	AO 2 process value	R
<b>100</b>	AO3	AO 3 process value	R
<b>101</b>	AO4	AO 4 process value	R
<b>102</b>	AO5	AO 5 process value	R
<b>103</b>	AO6	AO 6 process value	R
<b>104</b>	AO7	AO 7 process value	R

<b>105</b>	AO8	AO 8 process value	R
<b>106</b>	AO9	AO 9 process value	R
<b>107</b>	AO10	AO 10 process value	R
<b>108</b>	AO11	AO 11 process value	R
<b>109</b>	AO12	AO 12 process value	R

\* *Note: If the register value is 65534, which value represents communication error.*

## 1.2 AI / DI / DO / AO Area (Float Type)

Modbus Address	Notation	Register Name	Access
<b>1001</b>	Reserve	Reserve	R
<b>1003</b>	AI1	AI 1 process value	R
<b>1005</b>	AI2	AI 2 process value	R
<b>1007</b>	AI3	AI 3 process value	R
<b>1009</b>	AI4	AI 4 process value	R
<b>1011</b>	AI5	AI 5 process value	R
<b>1013</b>	AI6	AI 6 process value	R
<b>1015</b>	AI7	AI 7 process value	R
<b>1017</b>	AI8	AI 8 process value	R
<b>1019</b>	AI9	AI 9 process value	R
<b>1021</b>	AI10	AI 10 process value	R
<b>1023</b>	AI11	AI 11 process value	R
<b>1025</b>	AI12	AI 12 process value	R
<b>1027</b>	AI13	AI 13 process value	R
<b>1029</b>	AI14	AI 14 process value	R
<b>1031</b>	AI15	AI 15 process value	R
<b>1033</b>	AI16	AI 16 process value	R
<b>1035</b>	AI17	AI 17 process value	R
<b>1037</b>	AI18	AI 18 process value	R
<b>1039</b>	AI19	AI 19 process value	R
<b>1041</b>	AI20	AI 20 process value	R
<b>1043</b>	AI21	AI 21 process value	R
<b>1045</b>	AI22	AI 22 process value	R
<b>1047</b>	AI23	AI 23 process value	R
<b>1049</b>	AI24	AI 24 process value	R
<b>1051</b>	AI25	AI 25 process value	R
<b>1053</b>	AI26	AI 26 process value	R
<b>1055</b>	AI27	AI 27 process value	R
<b>1057</b>	AI28	AI 28 process value	R
<b>1059</b>	AI29	AI 29 process value	R
<b>1061</b>	AI30	AI 30 process value	R
<b>1063</b>	AI31	AI 31 process value	R
<b>1065</b>	AI32	AI 32 process value	R
<b>1067</b>	AI33	AI 33 process value	R
<b>1069</b>	AI34	AI 34 process value	R
<b>1071</b>	AI35	AI 35 process value	R
<b>1073</b>	AI36	AI 36 process value	R
<b>1075</b>	AI37	AI 37 process value	R
<b>1077</b>	AI38	AI 38 process value	R
<b>1079</b>	AI39	AI 39 process value	R
<b>1081</b>	AI40	AI 40 process value	R
<b>1083</b>	AI41	AI 41 process value	R
<b>1085</b>	AI42	AI 42 process value	R
<b>1087</b>	AI43	AI 43 process value	R
<b>1089</b>	AI44	AI 44 process value	R

<b>1091</b>	AI45	AI 45 process value	R
<b>1093</b>	AI46	AI 46 process value	R
<b>1095</b>	AI47	AI 47 process value	R
<b>1097</b>	AI48	AI 48 process value	R
<b>1099</b>	DI1	DI 1 process value	R
<b>1101</b>	DI2	DI 2 process value	R
<b>1103</b>	DI3	DI 3 process value	R
<b>1105</b>	DI4	DI 4 process value	R
<b>1107</b>	DI5	DI 5 process value	R
<b>1109</b>	DI6	DI 6 process value	R
<b>1111</b>	DI7	DI 7 process value	R
<b>1113</b>	DI8	DI 8 process value	R
<b>1115</b>	DI9	DI 9 process value	R
<b>1117</b>	DI10	DI 10 process value	R
<b>1119</b>	DI11	DI 11 process value	R
<b>1121</b>	DI12	DI 12 process value	R
<b>1123</b>	DI13	DI 13 process value	R
<b>1125</b>	DI14	DI 14 process value	R
<b>1127</b>	DI15	DI 15 process value	R
<b>1129</b>	DI16	DI 16 process value	R
<b>1131</b>	DI17	DI 17 process value	R
<b>1133</b>	DI18	DI 18 process value	R
<b>1135</b>	DI19	DI 19 process value	R
<b>1137</b>	DI20	DI 20 process value	R
<b>1139</b>	DI21	DI 21 process value	R
<b>1141</b>	DI22	DI 22 process value	R
<b>1143</b>	DI23	DI 23 process value	R
<b>1145</b>	DI24	DI 24 process value	R
<b>1147</b>	DO1	DO 1 process value	R
<b>1149</b>	DO2	DO 2 process value	R
<b>1151</b>	DO3	DO 3 process value	R
<b>1153</b>	DO4	DO 4 process value	R
<b>1155</b>	DO5	DO 5 process value	R
<b>1157</b>	DO6	DO 6 process value	R
<b>1159</b>	DO7	DO 7 process value	R
<b>1161</b>	DO8	DO 8 process value	R
<b>1163</b>	DO9	DO 9 process value	R
<b>1165</b>	DO10	DO 10 process value	R
<b>1167</b>	DO11	DO 11 process value	R
<b>1169</b>	DO12	DO 12 process value	R
<b>1171</b>	DO13	DO 13 process value	R
<b>1173</b>	DO14	DO 14 process value	R
<b>1175</b>	DO15	DO 15 process value	R
<b>1177</b>	DO16	DO 16 process value	R
<b>1179</b>	DO17	DO 17 process value	R
<b>1181</b>	DO18	DO 18 process value	R
<b>1183</b>	DO19	DO 19 process value	R
<b>1185</b>	DO20	DO 20 process value	R
<b>1187</b>	DO21	DO 21 process value	R
<b>1189</b>	DO22	DO 22 process value	R
<b>1191</b>	DO23	DO 23 process value	R
<b>1193</b>	DO24	DO 24 process value	R
<b>1195</b>	AO1	AO 1 process value	R
<b>1197</b>	AO2	AO 2 process value	R
<b>1199</b>	AO3	AO 3 process value	R
<b>1201</b>	AO4	AO 4 process value	R



1203	AO5	AO 5 process value	R
1205	AO6	AO 6 process value	R
1207	AO7	AO 7 process value	R
1209	AO8	AO 8 process value	R
1211	AO9	AO 9 process value	R
1213	AO10	AO 10 process value	R
1215	AO11	AO 11 process value	R
1217	AO12	AO 12 process value	R

\* Note: If the register value is 3.0+E38, which value represents communication error.

### 1.3 Math Area (**Integer Type**)

Modbus Address	Notation	Register Name	Access
201	Math1	Math 1 process value high word	R
202	Math1	Math 1 process value low word	R
203	Math2	Math 2 process value high word	R
204	Math2	Math 2 process value low word	R
205	Math3	Math 3 process value high word	R
206	Math3	Math 3 process value low word	R
207	Math4	Math 4 process value high word	R
208	Math4	Math 4 process value low word	R
209	Math5	Math 5 process value high word	R
210	Math5	Math 5 process value low word	R
211	Math6	Math 6 process value high word	R
212	Math6	Math 6 process value low word	R
213	Math7	Math 7 process value high word	R
214	Math7	Math 7 process value low word	R
215	Math8	Math 8 process value high word	R
216	Math8	Math 8 process value low word	R
217	Math9	Math 9 process value high word	R
218	Math9	Math 9 process value low word	R
219	Math10	Math 10 process value high word	R
220	Math10	Math 10 process value low word	R
221	Math11	Math 11 process value high word	R
222	Math11	Math 11 process value low word	R
223	Math12	Math 12 process value high word	R
224	Math12	Math 12 process value low word	R
225	Math13	Math 13 process value high word	R
226	Math13	Math 13 process value low word	R
227	Math14	Math 14 process value high word	R
228	Math14	Math 14 process value low word	R
229	Math15	Math 15 process value high word	R
230	Math15	Math 15 process value low word	R
231	Math16	Math 16 process value high word	R
232	Math16	Math 16 process value low word	R
233	Math17	Math 17 process value high word	R
234	Math17	Math 17 process value low word	R
235	Math18	Math 18 process value high word	R
236	Math18	Math 18 process value low word	R
237	Math19	Math 19 process value high word	R
238	Math19	Math 19 process value low word	R
239	Math20	Math 20 process value high word	R
240	Math20	Math 20 process value low word	R
241	Math21	Math 21 process value high word	R
242	Math21	Math 21 process value low word	R

243	Math22	Math 22 process value high word	R
244	Math22	Math 22 process value low word	R
245	Math23	Math 23 process value high word	R
246	Math23	Math 23 process value low word	R
247	Math24	Math 24 process value high word	R
248	Math24	Math 24 process value low word	R
249	Math25	Math 25 process value high word	R
250	Math25	Math 25 process value low word	R
251	Math26	Math 26 process value high word	R
252	Math26	Math 26 process value low word	R
253	Math27	Math 27 process value high word	R
254	Math27	Math 27 process value low word	R
255	Math28	Math 28 process value high word	R
256	Math28	Math 28 process value low word	R
257	Math29	Math 29 process value high word	R
258	Math29	Math 29 process value low word	R
259	Math30	Math 30 process value high word	R
260	Math30	Math 30 process value low word	R
261	Math31	Math 31 process value high word	R
262	Math31	Math 31 process value low word	R
263	Math32	Math 32 process value high word	R
264	Math32	Math 32 process value low word	R
265	Math33	Math 33 process value high word	R
266	Math33	Math 33 process value low word	R
267	Math34	Math 34 process value high word	R
268	Math34	Math 34 process value low word	R
269	Math35	Math 35 process value high word	R
270	Math35	Math 35 process value low word	R
271	Math36	Math 36 process value high word	R
272	Math36	Math 36 process value low word	R
273	Math37	Math 37 process value high word	R
274	Math37	Math 37 process value low word	R
275	Math38	Math 38 process value high word	R
276	Math38	Math 38 process value low word	R
277	Math39	Math 39 process value high word	R
278	Math39	Math 39 process value low word	R
279	Math40	Math 40 process value high word	R
280	Math40	Math 40 process value low word	R
281	Math41	Math 41 process value high word	R
282	Math41	Math 41 process value low word	R
283	Math42	Math 42 process value high word	R
284	Math42	Math 42 process value low word	R
285	Math43	Math 43 process value high word	R
286	Math43	Math 43 process value low word	R
287	Math44	Math 44 process value high word	R
288	Math44	Math 44 process value low word	R
289	Math45	Math 45 process value high word	R
290	Math45	Math 45 process value low word	R
291	Math46	Math 46 process value high word	R
292	Math46	Math 46 process value low word	R
293	Math47	Math 47 process value high word	R
294	Math47	Math 47 process value low word	R
295	Math48	Math 48 process value high word	R
296	Math48	Math 48 process value low word	R
297	Math49	Math 49 process value high word	R
298	Math49	Math 49 process value low word	R

299	Math50	Math 50 process value high word	R
300	Math50	Math 50 process value low word	R
301	Math51	Math 51 process value high word	R
302	Math51	Math 51 process value low word	R
303	Math52	Math 52 process value high word	R
304	Math52	Math 52 process value low word	R
305	Math53	Math 53 process value high word	R
306	Math53	Math 53 process value low word	R
307	Math54	Math 54 process value high word	R
308	Math54	Math 54 process value low word	R
309	Math55	Math 55 process value high word	R
310	Math55	Math 55 process value low word	R
311	Math56	Math 56 process value high word	R
312	Math56	Math 56 process value low word	R
313	Math57	Math 57 process value high word	R
314	Math57	Math 57 process value low word	R
315	Math58	Math 58 process value high word	R
316	Math58	Math 58 process value low word	R
317	Math59	Math 59 process value high word	R
318	Math59	Math 59 process value low word	R
319	Math60	Math 60 process value high word	R
320	Math60	Math 60 process value low word	R

\* *Note: If the register value is 4294967294, which value represents communication error.*

#### 1.4 Math Area (Float Type)

Modbus Address	Notation	Register Name	Access
1401	Math1	Math 1 process value	R
1403	Math2	Math 2 process value	R
1405	Math3	Math 3 process value	R
1407	Math4	Math 4 process value	R
1409	Math5	Math 5 process value	R
1411	Math6	Math 6 process value	R
1413	Math7	Math 7 process value	R
1415	Math8	Math 8 process value	R
1417	Math9	Math 9 process value	R
1419	Math10	Math 10 process value	R
1421	Math11	Math 11 process value	R
1423	Math12	Math 12 process value	R
1425	Math13	Math 13 process value	R
1427	Math14	Math 14 process value	R
1429	Math15	Math 15 process value	R
1431	Math16	Math 16 process value	R
1433	Math17	Math 17 process value	R
1435	Math18	Math 18 process value	R
1437	Math19	Math 19 process value	R
1439	Math20	Math 20 process value	R
1441	Math21	Math 21 process value	R
1443	Math22	Math 22 process value	R
1445	Math23	Math 23 process value	R
1447	Math24	Math 24 process value	R
1449	Math25	Math 25 process value	R
1451	Math26	Math 26 process value	R
1453	Math27	Math 27 process value	R

1455	Math28	Math 28 process value	R
1457	Math29	Math 29 process value	R
1459	Math30	Math 30 process value	R
1461	Math31	Math 31 process value	R
1463	Math32	Math 32 process value	R
1465	Math33	Math 33 process value	R
1467	Math34	Math 34 process value	R
1469	Math35	Math 35 process value	R
1471	Math36	Math 36 process value	R
1473	Math37	Math 37 process value	R
1475	Math38	Math 38 process value	R
1477	Math39	Math 39 process value	R
1479	Math40	Math 40 process value	R
1481	Math41	Math 41 process value	R
1483	Math42	Math 42 process value	R
1485	Math43	Math 43 process value	R
1487	Math44	Math 44 process value	R
1489	Math45	Math 45 process value	R
1491	Math46	Math 46 process value	R
1493	Math47	Math 47 process value	R
1495	Math48	Math 48 process value	R
1497	Math49	Math 49 process value	R
1499	Math50	Math 50 process value	R
1501	Math51	Math 51 process value	R
1503	Math52	Math 52 process value	R
1505	Math53	Math 53 process value	R
1507	Math54	Math 54 process value	R
1509	Math55	Math 55 process value	R
1511	Math56	Math 56 process value	R
1513	Math57	Math 57 process value	R
1515	Math58	Math 58 process value	R
1517	Math59	Math 59 process value	R
1519	Math60	Math 60 process value	R

\* *Note: If the register value is 3.0+E38, which value represents communication error.*

### 1.5 Controller Area (**Integer Type**)

Modbus Address	Notation	Register Name	Access
401	C1_PV	Current process value	R
402	C1_SV	Current set point Value	R
403	C1_PVMD	PV mode selection <sup>1</sup> 0 : PV1 1 : PV2 2 : PV1 - 2 3 : PV2 - 1	R
404	C1_IN1U	IN1 unit selection <sup>2</sup> 0 : °C 1 : °F 2 : PU	R
405	C1_IN2U	IN2 unit selection <sup>3</sup> 0 : °C 1 : °F 2 : PU	R
406	C1_MV1	Current output 1 value	R
407	C1_MV2	Current output 2 value	R

<b>408</b>	C1_ALM	Contains conditional code of parameters' resolution and current alarm status <sup>4</sup>	R
<b>409</b>	C1_ERROR	Current error code <sup>5</sup>	R
<b>410</b>	C1_SPMD	Set point mode selection <sup>6</sup> 0 : SP1.2 1 : MIN.R 2 : HR.R 3 : PV1 4 : PV2 5 : PUMP	R
<b>411</b>	C1_EIFN	Event input function <sup>7</sup> 0 : None 1 : SP2 2 : PID2 3 : SP.P2 4 : RS.A1 5 : RS.A2 6 : R.A1.2 7 : D.O1 8 : D.O2 9 : D.O1.2 10 : LOCK	R
<b>412</b>	Reserve	Reserve	R
<b>413</b>	C1_SP1	Set point 1	R
<b>414</b>	C1_SP2	Set point 2	R
<b>415</b>	C1_Profile	Profile number	R
<b>416</b>	C1_Segment	Segment number	R
<b>417</b>	C1_Cycle	Cycle remaining for the current loop	R
<b>418</b>	C1_Run	Profile running	R
<b>419</b>	C1_Hold	Profile held	R
<b>420</b>	C1_Up	Running ramp up segment	R
<b>421</b>	C1_Down	Running ramp down segment	R
<b>422</b>	C1_Unit	Current input unit	R
<b>423</b>	C1_ProfileERR OR	Profile error 0 : Normal 1 : Holdback timeout	R
<b>424</b>	C2_PV	Current process value	R
<b>425</b>	C2_SV	Current set point Value	R
<b>426</b>	C2_PVMD	PV mode selection <sup>1</sup> 0 : PV1 1 : PV2 2 : PV1 - 2 3 : PV2 - 1	R
<b>427</b>	C2_IN1U	IN1 unit selection <sup>2</sup> 0 : °C 1 : °F 2 : PU	R
<b>428</b>	C2_IN2U	IN2 unit selection <sup>3</sup> 0 : °C 1 : °F 2 : PU	R
<b>429</b>	C2_MV1	Current output 1 value	R
<b>430</b>	C2_MV2	Current output 2 value	R
<b>431</b>	C2_ALM	Contains conditional code of parameters' resolution and current alarm status <sup>4</sup>	R
<b>432</b>	C2_ERROR	Current error code <sup>5</sup>	R
<b>433</b>	C2_SPMD	Set point mode selection <sup>6</sup> 0 : SP1.2 1 : MIN.R 2 : HR.R	R

		3 : PV1 4 : PV2 5 : PUMP	
<b>434</b>	C2{EIFN	Event input function <sup>Z</sup> 0 : None 1 : SP2 2 : PID2 3 : SP.P2 4 : RS.A1 5 : RS.A2 6 : R.A1.2 7 : D.O1 8 : D.O2 9 : D.O1.2 10 : LOCK	R
<b>435</b>	Reserve	Reserve	R
<b>436</b>	C2_SP1	Set point 1	R
<b>437</b>	C2_SP2	Set point 2	R
<b>438</b>	C2_Profile	Profile number	R
<b>439</b>	C2_Segment	Segment number	R
<b>440</b>	C2_Cycle	Cycle remaining for the current loop	R
<b>441</b>	C2_Run	Profile running	R
<b>442</b>	C2_Hold	Profile held	R
<b>443</b>	C2_Up	Running ramp up segment	R
<b>444</b>	C2_Down	Running ramp down segment	R
<b>445</b>	C2_Unit	Current input unit	R
<b>446</b>	C2_ProfileERR OR	Profile error 0 : Normal 1 : Holdback timeout	R
<b>447</b>	C3_PV	Current process value	R
<b>448</b>	C3_SV	Current set point Value	R
<b>449</b>	C3_PVMD	PV mode selection <sup>1</sup> 0 : PV1 1 : PV2 2 : PV1 - 2 3 : PV2 - 1	R
<b>450</b>	C3_IN1U	IN1 unit selection <sup>2</sup> 0 : °C 1 : °F 2 : PU	R
<b>451</b>	C3_IN2U	IN2 unit selection <sup>3</sup> 0 : °C 1 : °F 2 : PU	R
<b>452</b>	C3_MV1	Current output 1 value	R
<b>453</b>	C3_MV2	Current output 2 value	R
<b>454</b>	C3_ALM	Contains conditional code of parameters' resolution and current alarm status <sup>4</sup>	R
<b>455</b>	C3_ERROR	Current error code <sup>5</sup>	R
<b>456</b>	C3_SPMD	Set point mode selection <sup>6</sup> 0 : SP1.2 1 : MIN.R 2 : HR.R 3 : PV1 4 : PV2 5 : PUMP	R
<b>457</b>	C3{EIFN	Event input function <sup>Z</sup> 0 : None 1 : SP2 2 : PID2	R

		3 : SP.P2 4 : RS.A1 5 : RS.A2 6 : R.A1.2 7 : D.O1 8 : D.O2 9 : D.O1.2 10 : LOCK	
<b>458</b>	Reserve	Reserve	R
<b>459</b>	C3_SP1	Set point 1	R
<b>460</b>	C3_SP2	Set point 2	R
<b>461</b>	C3_Profile	Profile number	R
<b>462</b>	C3_Segment	Segment number	R
<b>463</b>	C3_Cycle	Cycle remaining for the current loop	R
<b>464</b>	C3_Run	Profile running	R
<b>465</b>	C3_Hold	Profile held	R
<b>466</b>	C3_Up	Running ramp up segment	R
<b>467</b>	C3_Down	Running ramp down segment	R
<b>468</b>	C3_Unit	Current input unit	R
<b>469</b>	C3_ProfileERR OR	Profile error 0 : Normal 1 : Holdback timeout	R
<b>470</b>	C4_PV	Current process value	R
<b>471</b>	C4_SV	Current set point Value	R
<b>472</b>	C4_PVMD	PV mode selection <sup>1</sup> 0 : PV1 1 : PV2 2 : PV1 - 2 3 : PV2 - 1	R
<b>473</b>	C4_IN1U	IN1 unit selection <sup>2</sup> 0 : °C 1 : °F 2 : PU	R
<b>474</b>	C4_IN2U	IN2 unit selection <sup>3</sup> 0 : °C 1 : °F 2 : PU	R
<b>475</b>	C4_MV1	Current output 1 value	R
<b>476</b>	C4_MV2	Current output 2 value	R
<b>477</b>	C4_ALM	Contains conditional code of parameters' resolution and current alarm status <sup>4</sup>	R
<b>478</b>	C4_ERROR	Current error code <sup>5</sup>	R
<b>479</b>	C4_SPMD	Set point mode selection <sup>6</sup> 0 : SP1.2 1 : MIN.R 2 : HR.R 3 : PV1 4 : PV2 5 : PUMP	R
<b>480</b>	C4_EIFN	Event input function <sup>7</sup> 0 : None 1 : SP2 2 : PID2 3 : SP.P2 4 : RS.A1 5 : RS.A2 6 : R.A1.2 7 : D.O1 8 : D.O2 9 : D.O1.2	R

		10 : LOCK	
<b>481</b>	Reserve	Reserve	R
<b>482</b>	C4_SP1	Set point 1	R
<b>483</b>	C4_SP2	Set point 2	R
<b>484</b>	C4_Profile	Profile number	R
<b>485</b>	C4_Segment	Segment number	R
<b>486</b>	C4_Cycle	Cycle remaining for the current loop	R
<b>487</b>	C4_Run	Profile running	R
<b>488</b>	C4_Hold	Profile held	R
<b>489</b>	C4_Up	Running ramp up segment	R
<b>490</b>	C4_Down	Running ramp down segment	R
<b>491</b>	C4_Unit	Current input unit	R
<b>492</b>	C4_ProfileERR OR	Profile error 0 : Normal 1 : Holdback timeout	R
<b>493</b>	C5_PV	Current process value	R
<b>494</b>	C5_SV	Current set point Value	R
<b>495</b>	C5_PVMD	PV mode selection <sup>1</sup> 0 : PV1 1 : PV2 2 : PV1 - 2 3 : PV2 - 1	R
<b>496</b>	C5_IN1U	IN1 unit selection <sup>2</sup> 0 : °C 1 : °F 2 : PU	R
<b>497</b>	C5_IN2U	IN2 unit selection <sup>3</sup> 0 : °C 1 : °F 2 : PU	R
<b>498</b>	C5_MV1	Current output 1 value	R
<b>499</b>	C5_MV2	Current output 2 value	R
<b>500</b>	C5_ALM	Contains conditional code of parameters' resolution and current alarm status <sup>4</sup>	R
<b>501</b>	C5_ERROR	Current error code <sup>5</sup>	R
<b>502</b>	C5_SPMD	Set point mode selection <sup>6</sup> 0 : SP1.2 1 : MIN.R 2 : HR.R 3 : PV1 4 : PV2 5 : PUMP	R
<b>503</b>	C5_EIFN	Event input function <sup>7</sup> 0 : None 1 : SP2 2 : PID2 3 : SP.P2 4 : RS.A1 5 : RS.A2 6 : R.A1.2 7 : D.O1 8 : D.O2 9 : D.O1.2 10 : LOCK	R
<b>504</b>	Reserve	Reserve	R
<b>505</b>	C5_SP1	Set point 1	R
<b>506</b>	C5_SP2	Set point 2	R
<b>507</b>	C5_Profile	Profile number	R
<b>508</b>	C5_Segment	Segment number	R



<b>509</b>	C5_Cycle	Cycle remaining for the current loop	R
<b>510</b>	C5_Run	Profile running	R
<b>511</b>	C5_Hold	Profile held	R
<b>512</b>	C5_Up	Running ramp up segment	R
<b>513</b>	C5_Down	Running ramp down segment	R
<b>514</b>	C5_Unit	Current input unit	R
<b>515</b>	C5_ProfileERR OR	Profile error 0 : Normal 1 : Holdback timeout	R
<b>516</b>	C6_PV	Current process value	R
<b>517</b>	C6_SV	Current set point Value	R
<b>518</b>	C6_PVMD	PV mode selection <sup>1</sup> 0 : PV1 1 : PV2 2 : PV1 - 2 3 : PV2 - 1	R
<b>519</b>	C6_IN1U	IN1 unit selection <sup>2</sup> 0 : °C 1 : °F 2 : PU	R
<b>520</b>	C6_IN2U	IN2 unit selection <sup>3</sup> 0 : °C 1 : °F 2 : PU	R
<b>521</b>	C6_MV1	Current output 1 value	R
<b>522</b>	C6_MV2	Current output 2 value	R
<b>523</b>	C6_ALM	Contains conditional code of parameters' resolution and current alarm status <sup>4</sup>	R
<b>524</b>	C6_ERROR	Current error code <sup>5</sup>	R
<b>525</b>	C6_SPMD	Set point mode selection <sup>6</sup> 0 : SP1.2 1 : MIN.R 2 : HR.R 3 : PV1 4 : PV2 5 : PUMP	R
<b>526</b>	C6{EIFN	Event input function <sup>7</sup> 0 : None 1 : SP2 2 : PID2 3 : SP.P2 4 : RS.A1 5 : RS.A2 6 : R.A1.2 7 : D.O1 8 : D.O2 9 : D.O1.2 10 : LOCK	R
<b>527</b>	Reserve	Reserve	R
<b>528</b>	C6_SP1	Set point 1	R
<b>529</b>	C6_SP2	Set point 2	R
<b>530</b>	C6_Profile	Profile number	R
<b>531</b>	C6_Segment	Segment number	R
<b>532</b>	C6_Cycle	Cycle remaining for the current loop	R
<b>533</b>	C6_Run	Profile running	R
<b>534</b>	C6_Hold	Profile held	R
<b>535</b>	C6_Up	Running ramp up segment	R
<b>536</b>	C6_Down	Running ramp down segment	R
<b>537</b>	C6_Unit	Current input unit	R

<b>538</b>	C6_ProfileERR OR	Profile error 0 : Normal 1 : Holdback timeout	R
------------	---------------------	---	---

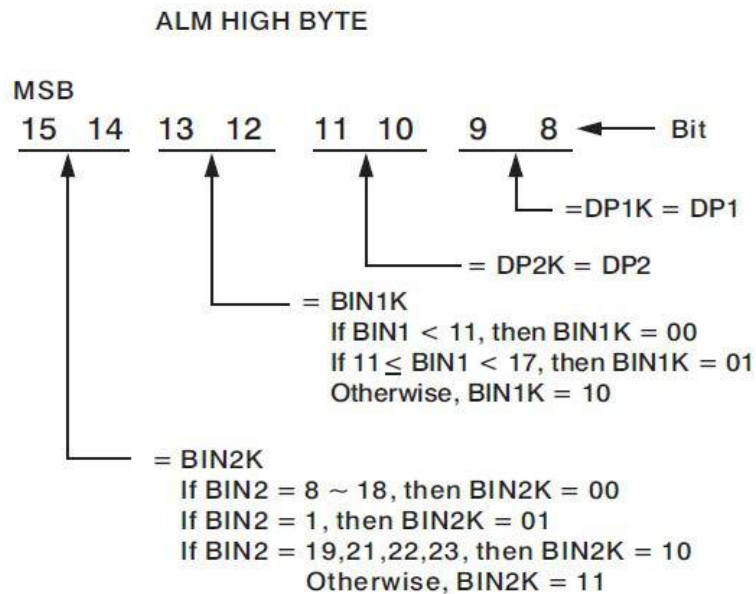
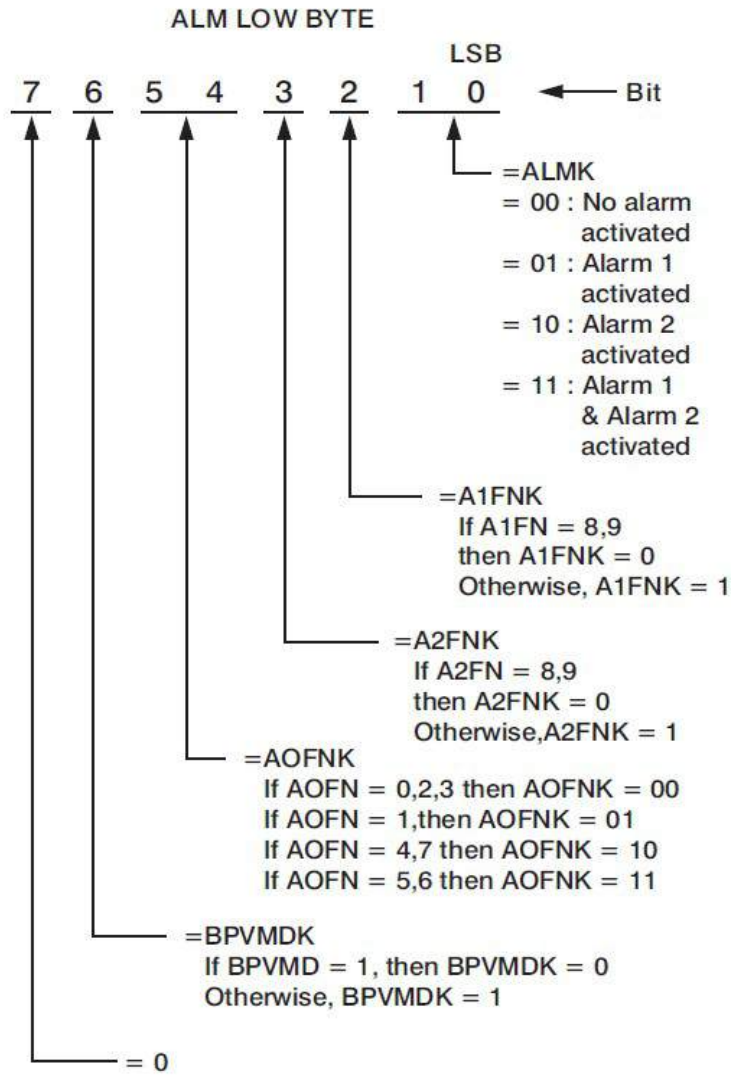
**Note 1 : PVMD**

Parameter Value	Display Symbol	Description
0	PV1	Use PV1 as process value
1	PV2	Use PV2 as process value
2	P1 - 2	Use PV1 - PV2 (difference) as process value
3	P2 - 1	Use PV2 - PV1 (difference) as process value

**Note 2, 3: IN1/IN2 unit**

Parameter Value	Display Symbol	Description
0	°C	Degree C unit
1	°F	Degree F unit
2	PU	Process unit

**Note 4 : ALM**



**Note 5 : Error Code**

Error Code	Error Description
1	Illegal setup values used: PV1 is used for both PVMD and SPMD that is meaningless for control
2	Illegal setup values used: PV2 is used for both PVMD and SPMD that is meaningless for control
3	Illegal setup values used: P1-2 or P2-1 is used for PVMD while PV1 or PV2 is used for SPMD. Dependent values are used for PV and SV will produce incorrect result of control
4	Illegal setup values used: COOL is used for OUT2, but DIRT (cooling action) is already used for OUT1 or PID mode is not used for OUT1 (that is PB1 or PB2 =0, and TI1 or TI2 =0)
5	Illegal setup values used: unequal IN1U and IN2U or unequal DP1 and DP2 while P1-2 or P2-1 is used for PVMD or, PV1 or PV2 is used for SPMD or, P1.2.H, P1.2.L, D1.2.H or D1.2.L are used for A1FN or A2FN
6	Illegal setup values used: OUT2 select =AL2 but A2FN select NONE
7	Illegal setup values used: Dwell timer (TIMR) is selected for both A1FN and A2FN
17	Computing error: Illegal floating point data
18	Computing error: Arithmetic result overflow or underflow
19	Computing error: divided by zero
20	Computing error: Illegal BCD data entry
21	Timing error: A to D conversion data error due to overrun
26	Fail to perform auto-tuning function
27	Incorrect calibration procedure or tolerance of analog component too big to meet specified accuracy
32	Cold junction compensation device(s) malfunction
34	Input 2 ( IN2 ) signal too low
35	Input 2 ( IN2 ) signal too high
36	Input 1 ( IN1 ) signal too low
37	Input 1 ( IN1 ) signal too high
38	Input 2 ( IN2 ) sensor break, or input 2 current below 1 mA if 4-20 mA is selected, or input 2 voltage below 0.25V if 1 - 5V is selected
39	Input 1 ( IN1 ) sensor break, or input 1 current below 1 mA if 4-20 mA is selected, or input 1 voltage below 0.25V if 1 - 5V is selected
40	A to D converter or related component(s) malfunction

**Note 6: SPMD**

Parameter Value	Display Symbol	Description
0	SP1.2	Use SP1 or SP2 (depends on EIFN) as set point
1	MIN.R	Use minute ramp rate as set point
2	HR.R	Use hour ramp rate as set point
3	PV1	Use IN1 process value as set point
4	PV2	Use IN2 process value as set point
5	PUMP	Selected for pump control

**Note 7: EIFN**

Parameter Value	Display Symbol	Description
0	NONE	Event input no function
1	SP2	SP2 activated to replace SP1
2	PID2	PB2, TI2, TD2 activated to replace PB1, TI1, TD1
3	SP.P2	SP2, PB2, TI2, TD2 activated to replace SP1, PB1, TI1, TD1
4	RS.A1	Reset alarm 1 output
5	RS.A2	Reset alarm 2 output
6	R.A1.2	Reset alarm 1 & alarm 2
7	D.O1	Disable Output 1
8	D.O2	Disable Output 2
9	D.O1.2	Disable Output 1 & Output 2
10	LOCK	Lock all parameters

**1.6 Controller Area (Float Type)**

Modbus Address	Notation	Register Name	Access
1601	C1_PV	Current process value	R
1603	C1_SV	Current set point Value	R
1605	C1_PVMD	PV mode selection <sup>1</sup> 0 : PV1 1 : PV2 2 : PV1 - 2 3 : PV2 - 1	R
1607	C1_IN1U	IN1 unit selection <sup>2</sup> 0 : °C 1 : °F 2 : PU	R
1609	C1_IN2U	IN2 unit selection <sup>3</sup> 0 : °C 1 : °F 2 : PU	R
1611	C1_MV1	Current output 1 value	R
1613	C1_MV2	Current output 2 value	R
1615	C1_ALM	Contains conditional code of parameters' resolution and current alarm status <sup>4</sup>	R
1617	C1_ERROR	Current error code <sup>5</sup>	R
1619	C1_SPMD	Set point mode selection <sup>6</sup> 0 : SP1.2 1 : MIN.R 2 : HR.R 3 : PV1 4 : PV2 5 : PUMP	R
1621	C1_EIFN	Event input function <sup>7</sup> 0 : None 1 : SP2 2 : PID2 3 : SP.P2 4 : RS.A1 5 : RS.A2 6 : R.A1.2 7 : D.O1 8 : D.O2 9 : D.O1.2 10 : LOCK	R
1623	Reserve	Reserve	R
1625	C1_SP1	Set point 1	R
1627	C1_SP2	Set point 2	R
1629	C1_Profile	Profile number	R
1631	C1_Segment	Segment number	R
1633	C1_Cycle	Cycle remaining for the current loop	R
1635	C1_Run	Profile running	R
1637	C1_Hold	Profile held	R
1639	C1_Up	Running ramp up segment	R
1641	C1_Down	Running ramp down segment	R
1643	C1_Unit	Current input unit	R
1645	C1_ProfileERR OR	Profile error 0 : Normal 1 : Holdback timeout	R
1647	C2_PV	Current process value	R
1649	C2_SV	Current set point Value	R
1651	C2_PVMD	PV mode selection <sup>1</sup> 0 : PV1 1 : PV2	R

		2 : PV1 - 2 3 : PV2 - 1	
<b>1653</b>	C2_IN1U	IN1 unit selection <sup>2</sup> 0 : °C 1 : °F 2 : PU	R
<b>1655</b>	C2_IN2U	IN2 unit selection <sup>3</sup> 0 : °C 1 : °F 2 : PU	R
<b>1657</b>	C2_MV1	Current output 1 value	R
<b>1659</b>	C2_MV2	Current output 2 value	R
<b>1661</b>	C2_ALM	Contains conditional code of parameters' resolution and current alarm status <sup>4</sup>	R
<b>1663</b>	C2_ERROR	Current error code <sup>5</sup>	R
<b>1665</b>	C2_SPMD	Set point mode selection <sup>6</sup> 0 : SP1.2 1 : MIN.R 2 : HR.R 3 : PV1 4 : PV2 5 : PUMP	R
<b>1667</b>	C2_EIFN	Event input function <sup>7</sup> 0 : None 1 : SP2 2 : PID2 3 : SP.P2 4 : RS.A1 5 : RS.A2 6 : R.A1.2 7 : D.O1 8 : D.O2 9 : D.O1.2 10 : LOCK	R
<b>1669</b>	Reserve	Reserve	R
<b>1671</b>	C2_SP1	Set point 1	R
<b>1673</b>	C2_SP2	Set point 2	R
<b>1675</b>	C2_Profile	Profile number	R
<b>1677</b>	C2_Segment	Segment number	R
<b>1679</b>	C2_Cycle	Cycle remaining for the current loop	R
<b>1681</b>	C2_Run	Profile running	R
<b>1683</b>	C2_Hold	Profile held	R
<b>1685</b>	C2_Up	Running ramp up segment	R
<b>1687</b>	C2_Down	Running ramp down segment	R
<b>1689</b>	C2_Unit	Current input unit	R
<b>1691</b>	C2_ProfileERR OR	Profile error 0 : Normal 1 : Holdback timeout	R
<b>1693</b>	C3_PV	Current process value	R
<b>1695</b>	C3_SV	Current set point Value	R
<b>1697</b>	C3_PVMD	PV mode selection <sup>1</sup> 0 : PV1 1 : PV2 2 : PV1 - 2 3 : PV2 - 1	R
<b>1699</b>	C3_IN1U	IN1 unit selection <sup>2</sup> 0 : °C 1 : °F 2 : PU	R
<b>1701</b>	C3_IN2U	IN2 unit selection <sup>3</sup>	R

		0 : °C 1 : °F 2 : PU	
<b>1703</b>	C3_MV1	Current output 1 value	R
<b>1705</b>	C3_MV2	Current output 2 value	R
<b>1707</b>	C3_ALM	Contains conditional code of parameters' resolution and current alarm status <sup>4</sup>	R
<b>1709</b>	C3_ERROR	Current error code <sup>5</sup>	R
<b>1711</b>	C3_SPMD	Set point mode selection <sup>6</sup> 0 : SP1.2 1 : MIN.R 2 : HR.R 3 : PV1 4 : PV2 5 : PUMP	R
<b>1713</b>	C3_EIFN	Event input function <sup>7</sup> 0 : None 1 : SP2 2 : PID2 3 : SP.P2 4 : RS.A1 5 : RS.A2 6 : R.A1.2 7 : D.O1 8 : D.O2 9 : D.O1.2 10 : LOCK	R
<b>1715</b>	Reserve	Reserve	R
<b>1717</b>	C3_SP1	Set point 1	R
<b>1719</b>	C3_SP2	Set point 2	R
<b>1721</b>	C3_Profile	Profile number	R
<b>1723</b>	C3_Segment	Segment number	R
<b>1725</b>	C3_Cycle	Cycle remaining for the current loop	R
<b>1727</b>	C3_Run	Profile running	R
<b>1729</b>	C3_Hold	Profile held	R
<b>1731</b>	C3_Up	Running ramp up segment	R
<b>1733</b>	C3_Down	Running ramp down segment	R
<b>1735</b>	C3_Unit	Current input unit	R
<b>1737</b>	C3_ProfileERR OR	Profile error 0 : Normal 1 : Holdback timeout	R
<b>1739</b>	C4_PV	Current process value	R
<b>1741</b>	C4_SV	Current set point Value	R
<b>1743</b>	C4_PVMD	PV mode selection <sup>1</sup> 0 : PV1 1 : PV2 2 : PV1 - 2 3 : PV2 - 1	R
<b>1745</b>	C4_IN1U	IN1 unit selection <sup>2</sup> 0 : °C 1 : °F 2 : PU	R
<b>1747</b>	C4_IN2U	IN2 unit selection <sup>3</sup> 0 : °C 1 : °F 2 : PU	R
<b>1749</b>	C4_MV1	Current output 1 value	R
<b>1751</b>	C4_MV2	Current output 2 value	R
<b>1753</b>	C4_ALM	Contains conditional code of parameters' resolution and current alarm status <sup>4</sup>	R

<b>1755</b>	C4_ERROR	Current error code <sup>5</sup>	R
<b>1757</b>	C4_SPMD	Set point mode selection <sup>6</sup> 0 : SP1.2 1 : MIN.R 2 : HR.R 3 : PV1 4 : PV2 5 : PUMP	R
<b>1759</b>	C4{EIFN	Event input function <sup>7</sup> 0 : None 1 : SP2 2 : PID2 3 : SP.P2 4 : RS.A1 5 : RS.A2 6 : R.A1.2 7 : D.O1 8 : D.O2 9 : D.O1.2 10 : LOCK	R
<b>1761</b>	Reserve	Reserve	R
<b>1763</b>	C4_SP1	Set point 1	R
<b>1765</b>	C4_SP2	Set point 2	R
<b>1767</b>	C4_Profile	Profile number	R
<b>1769</b>	C4_Segment	Segment number	R
<b>1771</b>	C4_Cycle	Cycle remaining for the current loop	R
<b>1773</b>	C4_Run	Profile running	R
<b>1775</b>	C4_Hold	Profile held	R
<b>1777</b>	C4_Up	Running ramp up segment	R
<b>1779</b>	C4_Down	Running ramp down segment	R
<b>1781</b>	C4_Unit	Current input unit	R
<b>1783</b>	C4_ProfileERR OR	Profile error 0 : Normal 1 : Holdback timeout	R
<b>1785</b>	C5_PV	Current process value	R
<b>1787</b>	C5_SV	Current set point Value	R
<b>1789</b>	C5_PVMD	PV mode selection <sup>1</sup> 0 : PV1 1 : PV2 2 : PV1 - 2 3 : PV2 - 1	R
<b>1791</b>	C5_IN1U	IN1 unit selection <sup>2</sup> 0 : °C 1 : °F 2 : PU	R
<b>1793</b>	C5_IN2U	IN2 unit selection <sup>3</sup> 0 : °C 1 : °F 2 : PU	R
<b>1795</b>	C5_MV1	Current output 1 value	R
<b>1797</b>	C5_MV2	Current output 2 value	R
<b>1799</b>	C5_ALM	Contains conditional code of parameters' resolution and current alarm status <sup>4</sup>	R
<b>1801</b>	C5_ERROR	Current error code <sup>5</sup>	R
<b>1803</b>	C5_SPMD	Set point mode selection <sup>6</sup> 0 : SP1.2 1 : MIN.R 2 : HR.R 3 : PV1 4 : PV2	R



		5 : PUMP	
<b>1805</b>	C5_EIFN	Event input function <sup>z</sup> 0 : None 1 : SP2 2 : PID2 3 : SP.P2 4 : RS.A1 5 : RS.A2 6 : R.A1.2 7 : D.O1 8 : D.O2 9 : D.O1.2 10 : LOCK	R
<b>1807</b>	Reserve	Reserve	R
<b>1809</b>	C5_SP1	Set point 1	R
<b>1811</b>	C5_SP2	Set point 2	R
<b>1813</b>	C5_Profile	Profile number	R
<b>1815</b>	C5_Segment	Segment number	R
<b>1817</b>	C5_Cycle	Cycle remaining for the current loop	R
<b>1819</b>	C5_Run	Profile running	R
<b>1821</b>	C5_Hold	Profile held	R
<b>1823</b>	C5_Up	Running ramp up segment	R
<b>1825</b>	C5_Down	Running ramp down segment	R
<b>1827</b>	C5_Unit	Current input unit	R
<b>1829</b>	C5_ProfileERR OR	Profile error 0 : Normal 1 : Holdback timeout	R
<b>1831</b>	C6_PV	Current process value	R
<b>1833</b>	C6_SV	Current set point Value	R
<b>1835</b>	C6_PVMD	PV mode selection <sup>1</sup> 0 : PV1 1 : PV2 2 : PV1 - 2 3 : PV2 - 1	R
<b>1837</b>	C6_IN1U	IN1 unit selection <sup>2</sup> 0 : °C 1 : °F 2 : PU	R
<b>1839</b>	C6_IN2U	IN2 unit selection <sup>3</sup> 0 : °C 1 : °F 2 : PU	R
<b>1841</b>	C6_MV1	Current output 1 value	R
<b>1843</b>	C6_MV2	Current output 2 value	R
<b>1845</b>	C6_ALM	Contains conditional code of parameters' resolution and current alarm status <sup>4</sup>	R
<b>1847</b>	C6_ERROR	Current error code <sup>5</sup>	R
<b>1849</b>	C6_SPMD	Set point mode selection <sup>6</sup> 0 : SP1.2 1 : MIN.R 2 : HR.R 3 : PV1 4 : PV2 5 : PUMP	R
<b>1851</b>	C6_EIFN	Event input function <sup>z</sup> 0 : None 1 : SP2 2 : PID2 3 : SP.P2 4 : RS.A1	R

		5 : RS.A2 6 : R.A1.2 7 : D.O1 8 : D.O2 9 : D.O1.2 10 : LOCK	
<b>1853</b>	Reserve	Reserve	R
<b>1855</b>	C6_SP1	Set point 1	R
<b>1857</b>	C6_SP2	Set point 2	R
<b>1859</b>	C6_Profile	Profile number	R
<b>1861</b>	C6_Segment	Segment number	R
<b>1863</b>	C6_Cycle	Cycle remaining for the current loop	R
<b>1865</b>	C6_Run	Profile running	R
<b>1867</b>	C6_Hold	Profile held	R
<b>1869</b>	C6_Up	Running ramp up segment	R
<b>1871</b>	C6_Down	Running ramp down segment	R
<b>1873</b>	C6_Unit	Current input unit	R
<b>1875</b>	C6_ProfileERR OR	Profile error 0 : Normal 1 : Holdback timeout	R

## 2. Holding Register Parameter Table for Modbus RTU Slave / TCP Server

### 2.1 2 Bytes Type Area (Integer Type)

Modbus Address	Notation	Register Name	Access
<b>1</b>	Ext1	Measured data on External 1	R/W
<b>2</b>	Ext2	Measured data on External 2	R/W
<b>3</b>	Ext3	Measured data on External 3	R/W
<b>4</b>	Ext4	Measured data on External 4	R/W
<b>5</b>	Ext5	Measured data on External 5	R/W
<b>6</b>	Ext6	Measured data on External 6	R/W
<b>7</b>	Ext7	Measured data on External 7	R/W
<b>8</b>	Ext8	Measured data on External 8	R/W
<b>9</b>	Ext9	Measured data on External 9	R/W
<b>10</b>	Ext10	Measured data on External 10	R/W
<b>11</b>	Ext11	Measured data on External 11	R/W
<b>12</b>	Ext12	Measured data on External 12	R/W
<b>13</b>	Ext13	Measured data on External 13	R/W
<b>14</b>	Ext14	Measured data on External 14	R/W
<b>15</b>	Ext15	Measured data on External 15	R/W
<b>16</b>	Ext16	Measured data on External 16	R/W
<b>17</b>	Ext17	Measured data on External 17	R/W
<b>18</b>	Ext18	Measured data on External 18	R/W
<b>19</b>	Ext19	Measured data on External 19	R/W
<b>20</b>	Ext20	Measured data on External 20	R/W
<b>21</b>	Ext21	Measured data on External 21	R/W
<b>22</b>	Ext22	Measured data on External 22	R/W
<b>23</b>	Ext23	Measured data on External 23	R/W
<b>24</b>	Ext24	Measured data on External 24	R/W
<b>25</b>	Ext25	Measured data on External 25	R/W
<b>26</b>	Ext26	Measured data on External 26	R/W
<b>27</b>	Ext27	Measured data on External 27	R/W
<b>28</b>	Ext28	Measured data on External 28	R/W

<b>29</b>	Ext29	Measured data on External 29	R/W
<b>30</b>	Ext30	Measured data on External 30	R/W
<b>31</b>	Ext31	Measured data on External 31	R/W
<b>32</b>	Ext32	Measured data on External 32	R/W
<b>33</b>	Ext33	Measured data on External 33	R/W
<b>34</b>	Ext34	Measured data on External 34	R/W
<b>35</b>	Ext35	Measured data on External 35	R/W
<b>36</b>	Ext36	Measured data on External 36	R/W
<b>37</b>	Ext37	Measured data on External 37	R/W
<b>38</b>	Ext38	Measured data on External 38	R/W
<b>39</b>	Ext39	Measured data on External 39	R/W
<b>40</b>	Ext40	Measured data on External 40	R/W
<b>41</b>	Ext41	Measured data on External 41	R/W
<b>42</b>	Ext42	Measured data on External 42	R/W
<b>43</b>	Ext43	Measured data on External 43	R/W
<b>44</b>	Ext44	Measured data on External 44	R/W
<b>45</b>	Ext45	Measured data on External 45	R/W
<b>46</b>	Ext46	Measured data on External 46	R/W
<b>47</b>	Ext47	Measured data on External 47	R/W
<b>48</b>	Ext48	Measured data on External 48	R/W
<b>49</b>	Ext49	Measured data on External 49	R/W
<b>50</b>	Ext50	Measured data on External 50	R/W
<b>51</b>	Ext51	Measured data on External 51	R/W
<b>52</b>	Ext52	Measured data on External 52	R/W
<b>53</b>	Ext53	Measured data on External 53	R/W
<b>54</b>	Ext54	Measured data on External 54	R/W
<b>55</b>	Ext55	Measured data on External 55	R/W
<b>56</b>	Ext56	Measured data on External 56	R/W
<b>57</b>	Ext57	Measured data on External 57	R/W
<b>58</b>	Ext58	Measured data on External 58	R/W
<b>59</b>	Ext59	Measured data on External 59	R/W
<b>60</b>	Ext60	Measured data on External 60	R/W
<b>61</b>	Ext61	Measured data on External 61	R/W
<b>62</b>	Ext62	Measured data on External 62	R/W
<b>63</b>	Ext63	Measured data on External 63	R/W
<b>64</b>	Ext64	Measured data on External 64	R/W
<b>65</b>	Ext65	Measured data on External 65	R/W
<b>66</b>	Ext66	Measured data on External 66	R/W
<b>67</b>	Ext67	Measured data on External 67	R/W
<b>68</b>	Ext68	Measured data on External 68	R/W
<b>69</b>	Ext69	Measured data on External 69	R/W
<b>70</b>	Ext70	Measured data on External 70	R/W
<b>71</b>	Ext71	Measured data on External 71	R/W
<b>72</b>	Ext72	Measured data on External 72	R/W
<b>73</b>	Ext73	Measured data on External 73	R/W
<b>74</b>	Ext74	Measured data on External 74	R/W
<b>75</b>	Ext75	Measured data on External 75	R/W
<b>76</b>	Ext76	Measured data on External 76	R/W
<b>77</b>	Ext77	Measured data on External 77	R/W
<b>78</b>	Ext78	Measured data on External 78	R/W
<b>79</b>	Ext79	Measured data on External 79	R/W
<b>80</b>	Ext80	Measured data on External 80	R/W
<b>81</b>	Ext81	Measured data on External 81	R/W
<b>82</b>	Ext82	Measured data on External 82	R/W
<b>83</b>	Ext83	Measured data on External 83	R/W
<b>84</b>	Ext84	Measured data on External 84	R/W

85	Ext85	Measured data on External 85	R/W
86	Ext86	Measured data on External 86	R/W
87	Ext87	Measured data on External 87	R/W
88	Ext88	Measured data on External 88	R/W
89	Ext89	Measured data on External 89	R/W
90	Ext90	Measured data on External 90	R/W
91	Ext91	Measured data on External 91	R/W
92	Ext92	Measured data on External 92	R/W
93	Ext93	Measured data on External 93	R/W
94	Ext94	Measured data on External 94	R/W
95	Ext95	Measured data on External 95	R/W
96	Ext96	Measured data on External 96	R/W

\* Note: If the register value is 65534, which value represents communication error.

## 2.2 4 Bytes Type Area (Integer Type)

Modbus Address	Notation	Register Name	Access
201	Ext1	The high word of measured data is on External 1	R/W
202	Ext1	The low word of measured data is on External 1	R/W
203	Ext2	The high word of measured data is on External 2	R/W
204	Ext2	The low word of measured data is on External 2	R/W
205	Ext3	The high word of measured data is on External 3	R/W
206	Ext3	The low word of measured data is on External 3	R/W
207	Ext4	The high word of measured data is on External 4	R/W
208	Ext4	The low word of measured data is on External 4	R/W
209	Ext5	The high word of measured data is on External 5	R/W
210	Ext5	The low word of measured data is on External 5	R/W
211	Ext6	The high word of measured data is on External 6	R/W
212	Ext6	The low word of measured data is on External 6	R/W
213	Ext7	The high word of measured data is on External 7	R/W
214	Ext7	The low word of measured data is on External 7	R/W
215	Ext8	The high word of measured data is on External 8	R/W
216	Ext8	The low word of measured data is on External 8	R/W
217	Ext9	The high word of measured data is on External 9	R/W
218	Ext9	The low word of measured data is on External 9	R/W
219	Ext10	The high word of measured data is on External 10	R/W
220	Ext10	The low word of measured data is on External 10	R/W
221	Ext11	The high word of measured data is on External 11	R/W
222	Ext11	The low word of measured data is on External 11	R/W
223	Ext12	The high word of measured data is on External 12	R/W
224	Ext12	The low word of measured data is on External 12	R/W
225	Ext13	The high word of measured data is on External 13	R/W
226	Ext13	The low word of measured data is on External 13	R/W
227	Ext14	The high word of measured data is on External 14	R/W
228	Ext14	The low word of measured data is on External 14	R/W
229	Ext15	The high word of measured data is on External 15	R/W
230	Ext15	The low word of measured data is on External 15	R/W
231	Ext16	The high word of measured data is on External 16	R/W
232	Ext16	The low word of measured data is on External 16	R/W
233	Ext17	The high word of measured data is on External 17	R/W
234	Ext17	The low word of measured data is on External 17	R/W
235	Ext18	The high word of measured data is on External 18	R/W
236	Ext18	The low word of measured data is on External 18	R/W
237	Ext19	The high word of measured data is on External 19	R/W

238	Ext19	The low word of measured data is on External 19	R/W
239	Ext20	The high word of measured data is on External 20	R/W
240	Ext20	The low word of measured data is on External 20	R/W
241	Ext21	The high word of measured data is on External 21	R/W
242	Ext21	The low word of measured data is on External 21	R/W
243	Ext22	The high word of measured data is on External 22	R/W
244	Ext22	The low word of measured data is on External 22	R/W
245	Ext23	The high word of measured data is on External 23	R/W
246	Ext23	The low word of measured data is on External 23	R/W
247	Ext24	The high word of measured data is on External 24	R/W
248	Ext24	The low word of measured data is on External 24	R/W
249	Ext25	The high word of measured data is on External 25	R/W
250	Ext25	The low word of measured data is on External 25	R/W
251	Ext26	The high word of measured data is on External 26	R/W
252	Ext26	The low word of measured data is on External 26	R/W
253	Ext27	The high word of measured data is on External 27	R/W
254	Ext27	The low word of measured data is on External 27	R/W
255	Ext28	The high word of measured data is on External 28	R/W
256	Ext28	The low word of measured data is on External 28	R/W
257	Ext29	The high word of measured data is on External 29	R/W
258	Ext29	The low word of measured data is on External 29	R/W
259	Ext30	The high word of measured data is on External 30	R/W
260	Ext30	The low word of measured data is on External 30	R/W
261	Ext31	The high word of measured data is on External 31	R/W
262	Ext31	The low word of measured data is on External 31	R/W
263	Ext32	The high word of measured data is on External 32	R/W
264	Ext32	The low word of measured data is on External 32	R/W
265	Ext33	The high word of measured data is on External 33	R/W
266	Ext33	The low word of measured data is on External 33	R/W
267	Ext34	The high word of measured data is on External 34	R/W
268	Ext34	The low word of measured data is on External 34	R/W
269	Ext35	The high word of measured data is on External 35	R/W
270	Ext35	The high word of measured data is on External 35	R/W
271	Ext36	The high word of measured data is on External 36	R/W
272	Ext36	The low word of measured data is on External 36	R/W
273	Ext37	The high word of measured data is on External 37	R/W
274	Ext37	The low word of measured data is on External 37	R/W
275	Ext38	The high word of measured data is on External 38	R/W
276	Ext38	The low word of measured data is on External 38	R/W
277	Ext39	The high word of measured data is on External 39	R/W
278	Ext39	The low word of measured data is on External 39	R/W
279	Ext40	The high word of measured data is on External 40	R/W
280	Ext40	The low word of measured data is on External 40	R/W
281	Ext41	The high word of measured data is on External 41	R/W
282	Ext41	The low word of measured data is on External 41	R/W
283	Ext42	The high word of measured data is on External 42	R/W
284	Ext42	The low word of measured data is on External 42	R/W
285	Ext43	The high word of measured data is on External 43	R/W
286	Ext43	The low word of measured data is on External 43	R/W
287	Ext44	The high word of measured data is on External 44	R/W
288	Ext44	The low word of measured data is on External 44	R/W
289	Ext45	The high word of measured data is on External 45	R/W
290	Ext45	The low word of measured data is on External 45	R/W
291	Ext46	The high word of measured data is on External 46	R/W
292	Ext46	The low word of measured data is on External 46	R/W
293	Ext47	The high word of measured data is on External 47	R/W

<b>294</b>	Ext47	The low word of measured data is on External 47	R/W
<b>295</b>	Ext48	The high word of measured data is on External 48	R/W
<b>296</b>	Ext48	The low word of measured data is on External 48	R/W
<b>297</b>	Ext49	The high word of measured data is on External 49	R/W
<b>298</b>	Ext49	The low word of measured data is on External 49	R/W
<b>299</b>	Ext50	The high word of measured data is on External 50	R/W
<b>300</b>	Ext50	The low word of measured data is on External 50	R/W
<b>301</b>	Ext51	The high word of measured data is on External 51	R/W
<b>302</b>	Ext51	The low word of measured data is on External 51	R/W
<b>303</b>	Ext52	The high word of measured data is on External 52	R/W
<b>304</b>	Ext52	The low word of measured data is on External 52	R/W
<b>305</b>	Ext53	The high word of measured data is on External 53	R/W
<b>306</b>	Ext53	The low word of measured data is on External 53	R/W
<b>307</b>	Ext54	The high word of measured data is on External 54	R/W
<b>308</b>	Ext54	The low word of measured data is on External 54	R/W
<b>309</b>	Ext55	The high word of measured data is on External 55	R/W
<b>310</b>	Ext55	The low word of measured data is on External 55	R/W
<b>311</b>	Ext56	The high word of measured data is on External 56	R/W
<b>312</b>	Ext56	The low word of measured data is on External 56	R/W
<b>313</b>	Ext57	The high word of measured data is on External 57	R/W
<b>314</b>	Ext57	The low word of measured data is on External 57	R/W
<b>315</b>	Ext58	The high word of measured data is on External 58	R/W
<b>316</b>	Ext58	The low word of measured data is on External 58	R/W
<b>317</b>	Ext59	The high word of measured data is on External 59	R/W
<b>318</b>	Ext59	The low word of measured data is on External 59	R/W
<b>319</b>	Ext60	The high word of measured data is on External 60	R/W
<b>320</b>	Ext60	The low word of measured data is on External 60	R/W
<b>321</b>	Ext61	The high word of measured data is on External 61	R/W
<b>322</b>	Ext61	The low word of measured data is on External 61	R/W
<b>323</b>	Ext62	The high word of measured data is on External 62	R/W
<b>324</b>	Ext62	The low word of measured data is on External 62	R/W
<b>325</b>	Ext63	The high word of measured data is on External 63	R/W
<b>326</b>	Ext63	The low word of measured data is on External 63	R/W
<b>327</b>	Ext64	The high word of measured data is on External 64	R/W
<b>328</b>	Ext64	The low word of measured data is on External 64	R/W
<b>329</b>	Ext65	The high word of measured data is on External 65	R/W
<b>330</b>	Ext65	The low word of measured data is on External 65	R/W
<b>331</b>	Ext66	The high word of measured data is on External 66	R/W
<b>332</b>	Ext66	The low word of measured data is on External 66	R/W
<b>333</b>	Ext67	The high word of measured data is on External 67	R/W
<b>334</b>	Ext67	The low word of measured data is on External 67	R/W
<b>335</b>	Ext68	The high word of measured data is on External 68	R/W
<b>336</b>	Ext68	The low word of measured data is on External 68	R/W
<b>337</b>	Ext69	The high word of measured data is on External 69	R/W
<b>338</b>	Ext69	The low word of measured data is on External 69	R/W
<b>339</b>	Ext70	The high word of measured data is on External 70	R/W
<b>340</b>	Ext70	The low word of measured data is on External 70	R/W
<b>341</b>	Ext71	The high word of measured data is on External 71	R/W
<b>342</b>	Ext71	The low word of measured data is on External 71	R/W
<b>343</b>	Ext72	The high word of measured data is on External 72	R/W
<b>344</b>	Ext72	The low word of measured data is on External 72	R/W
<b>345</b>	Ext73	The high word of measured data is on External 73	R/W
<b>346</b>	Ext73	The low word of measured data is on External 73	R/W
<b>347</b>	Ext74	The high word of measured data is on External 74	R/W
<b>348</b>	Ext74	The low word of measured data is on External 74	R/W
<b>349</b>	Ext75	The high word of measured data is on External 75	R/W

<b>350</b>	Ext75	The low word of measured data is on External 75	R/W
<b>351</b>	Ext76	The high word of measured data is on External 76	R/W
<b>352</b>	Ext76	The low word of measured data is on External 76	R/W
<b>353</b>	Ext77	The high word of measured data is on External 77	R/W
<b>354</b>	Ext77	The low word of measured data is on External 77	R/W
<b>355</b>	Ext78	The high word of measured data is on External 78	R/W
<b>356</b>	Ext78	The low word of measured data is on External 78	R/W
<b>357</b>	Ext79	The high word of measured data is on External 79	R/W
<b>358</b>	Ext79	The low word of measured data is on External 79	R/W
<b>359</b>	Ext80	The high word of measured data is on External 80	R/W
<b>360</b>	Ext80	The low word of measured data is on External 80	R/W
<b>361</b>	Ext81	The high word of measured data is on External 81	R/W
<b>362</b>	Ext81	The low word of measured data is on External 81	R/W
<b>363</b>	Ext82	The high word of measured data is on External 82	R/W
<b>364</b>	Ext82	The low word of measured data is on External 82	R/W
<b>365</b>	Ext83	The high word of measured data is on External 83	R/W
<b>366</b>	Ext83	The low word of measured data is on External 83	R/W
<b>367</b>	Ext84	The high word of measured data is on External 84	R/W
<b>368</b>	Ext84	The low word of measured data is on External 84	R/W
<b>369</b>	Ext85	The high word of measured data is on External 85	R/W
<b>370</b>	Ext85	The low word of measured data is on External 85	R/W
<b>371</b>	Ext86	The high word of measured data is on External 86	R/W
<b>372</b>	Ext86	The low word of measured data is on External 86	R/W
<b>373</b>	Ext87	The high word of measured data is on External 87	R/W
<b>374</b>	Ext87	The low word of measured data is on External 87	R/W
<b>375</b>	Ext88	The high word of measured data is on External 88	R/W
<b>376</b>	Ext88	The low word of measured data is on External 88	R/W
<b>377</b>	Ext89	The high word of measured data is on External 89	R/W
<b>378</b>	Ext89	The low word of measured data is on External 89	R/W
<b>379</b>	Ext90	The high word of measured data is on External 90	R/W
<b>380</b>	Ext90	The low word of measured data is on External 90	R/W
<b>381</b>	Ext91	The high word of measured data is on External 91	R/W
<b>382</b>	Ext91	The low word of measured data is on External 91	R/W
<b>383</b>	Ext92	The high word of measured data is on External 92	R/W
<b>384</b>	Ext92	The low word of measured data is on External 92	R/W
<b>385</b>	Ext93	The high word of measured data is on External 93	R/W
<b>386</b>	Ext93	The low word of measured data is on External 93	R/W
<b>387</b>	Ext94	The high word of measured data is on External 94	R/W
<b>388</b>	Ext94	The low word of measured data is on External 94	R/W
<b>389</b>	Ext95	The high word of measured data is on External 95	R/W
<b>390</b>	Ext95	The low word of measured data is on External 95	R/W
<b>391</b>	Ext96	The high word of measured data is on External 96	R/W
<b>392</b>	Ext96	The low word of measured data is on External 96	R/W

\* Note: If the register value is 4294967294, which value represents communication error.

**2.3 4 Bytes Type Area (Float Type)**

Modbus Address	Notation	Register Name	Access
1001	Ext1	Measured data on External 1	R/W
1003	Ext2	Measured data on External 2	R/W
1005	Ext3	Measured data on External 3	R/W
1007	Ext4	Measured data on External 4	R/W
1009	Ext5	Measured data on External 5	R/W
1011	Ext6	Measured data on External 6	R/W
1013	Ext7	Measured data on External 7	R/W
1015	Ext8	Measured data on External 8	R/W
1017	Ext9	Measured data on External 9	R/W
1019	Ext10	Measured data on External 10	R/W
1021	Ext11	Measured data on External 11	R/W
1023	Ext12	Measured data on External 12	R/W
1025	Ext13	Measured data on External 13	R/W
1027	Ext14	Measured data on External 14	R/W
1029	Ext15	Measured data on External 15	R/W
1031	Ext16	Measured data on External 16	R/W
1033	Ext17	Measured data on External 17	R/W
1035	Ext18	Measured data on External 18	R/W
1037	Ext19	Measured data on External 19	R/W
1039	Ext20	Measured data on External 20	R/W
1041	Ext21	Measured data on External 21	R/W
1043	Ext22	Measured data on External 22	R/W
1045	Ext23	Measured data on External 23	R/W
1047	Ext24	Measured data on External 24	R/W
1049	Ext25	Measured data on External 25	R/W
1051	Ext26	Measured data on External 26	R/W
1053	Ext27	Measured data on External 27	R/W
1055	Ext28	Measured data on External 28	R/W
1057	Ext29	Measured data on External 29	R/W
1059	Ext30	Measured data on External 30	R/W
1061	Ext31	Measured data on External 31	R/W
1063	Ext32	Measured data on External 32	R/W
1065	Ext33	Measured data on External 33	R/W
1067	Ext34	Measured data on External 34	R/W
1069	Ext35	Measured data on External 35	R/W
1071	Ext36	Measured data on External 36	R/W
1073	Ext37	Measured data on External 37	R/W
1075	Ext38	Measured data on External 38	R/W
1077	Ext39	Measured data on External 39	R/W
1079	Ext40	Measured data on External 40	R/W
1081	Ext41	Measured data on External 41	R/W
1083	Ext42	Measured data on External 42	R/W
1085	Ext43	Measured data on External 43	R/W
1087	Ext44	Measured data on External 44	R/W
1089	Ext45	Measured data on External 45	R/W
1091	Ext46	Measured data on External 46	R/W
1093	Ext47	Measured data on External 47	R/W
1095	Ext48	Measured data on External 48	R/W
1097	Ext49	Measured data on External 49	R/W
1099	Ext50	Measured data on External 50	R/W
1101	Ext51	Measured data on External 51	R/W
1103	Ext52	Measured data on External 52	R/W
1105	Ext53	Measured data on External 53	R/W
1107	Ext54	Measured data on External 54	R/W



<b>1109</b>	Ext55	Measured data on External 55	R/W
<b>1111</b>	Ext56	Measured data on External 56	R/W
<b>1113</b>	Ext57	Measured data on External 57	R/W
<b>1115</b>	Ext58	Measured data on External 58	R/W
<b>1117</b>	Ext59	Measured data on External 59	R/W
<b>1119</b>	Ext60	Measured data on External 60	R/W
<b>1121</b>	Ext61	Measured data on External 61	R/W
<b>1123</b>	Ext62	Measured data on External 62	R/W
<b>1125</b>	Ext63	Measured data on External 63	R/W
<b>1127</b>	Ext64	Measured data on External 64	R/W
<b>1129</b>	Ext65	Measured data on External 65	R/W
<b>1131</b>	Ext66	Measured data on External 66	R/W
<b>1133</b>	Ext67	Measured data on External 67	R/W
<b>1135</b>	Ext68	Measured data on External 68	R/W
<b>1137</b>	Ext69	Measured data on External 69	R/W
<b>1139</b>	Ext70	Measured data on External 70	R/W
<b>1141</b>	Ext71	Measured data on External 71	R/W
<b>1143</b>	Ext72	Measured data on External 72	R/W
<b>1145</b>	Ext73	Measured data on External 73	R/W
<b>1147</b>	Ext74	Measured data on External 74	R/W
<b>1149</b>	Ext75	Measured data on External 75	R/W
<b>1151</b>	Ext76	Measured data on External 76	R/W
<b>1153</b>	Ext77	Measured data on External 77	R/W
<b>1155</b>	Ext78	Measured data on External 78	R/W
<b>1157</b>	Ext79	Measured data on External 79	R/W
<b>1159</b>	Ext80	Measured data on External 80	R/W
<b>1161</b>	Ext81	Measured data on External 81	R/W
<b>1163</b>	Ext82	Measured data on External 82	R/W
<b>1165</b>	Ext83	Measured data on External 83	R/W
<b>1167</b>	Ext84	Measured data on External 84	R/W
<b>1169</b>	Ext85	Measured data on External 85	R/W
<b>1171</b>	Ext86	Measured data on External 86	R/W
<b>1173</b>	Ext87	Measured data on External 87	R/W
<b>1175</b>	Ext88	Measured data on External 88	R/W
<b>1177</b>	Ext89	Measured data on External 89	R/W
<b>1179</b>	Ext90	Measured data on External 90	R/W
<b>1181</b>	Ext91	Measured data on External 91	R/W
<b>1183</b>	Ext92	Measured data on External 92	R/W
<b>1185</b>	Ext93	Measured data on External 93	R/W
<b>1187</b>	Ext94	Measured data on External 94	R/W
<b>1189</b>	Ext95	Measured data on External 95	R/W
<b>1191</b>	Ext96	Measured data on External 96	R/W

\* Note: If the register value is 3.0+E38, which value represents communication error.

### 3. Holding Register Parameter Table for Remote Command

#### 3.1 Command Area

Modbus Address	Register Name	Note	Access
10002	Start / Stop data log	0 : Stop 1 : Start	R/W
10102	Batch Name	Include 2 characters for each register $\odot_{,1}$	R/W
10103	Batch Name	$\odot_{,1}$	R/W
10104	Batch Name	$\odot_{,1}$	R/W
10105	Batch Name	$\odot_{,1}$	R/W
10106	Batch Name	$\odot_{,1}$	R/W
10107	Batch Name	$\odot_{,1}$	R/W
10108	Batch Name	$\odot_{,1}$	R/W
10109	Batch Name	$\odot_{,1}$	R/W
10110	Batch Name	$\odot_{,1}$	R/W
10111	Batch Name	$\odot_{,1}$	R/W
10112	Batch Name	$\odot_{,1}$	R/W
10113	Batch Name	$\odot_{,1}$	R/W
10114	Batch Name	$\odot_{,1}$	R/W
10115	Batch Name	$\odot_{,1}$	R/W
10116	Batch Name	$\odot_{,1}$	R/W
10117	Batch Name	$\odot_{,1}$	R/W
10118	Batch Name	$\odot_{,1}$	R/W
10119	Batch Name	$\odot_{,1}$	R/W
10120	Lot NO.	1 ~ 65535	R/W
10121	Comment1	Include 2 characters for each register $\odot_{,1}$	R/W
10122	Comment1	$\odot_{,1}$	R/W
10123	Comment1	$\odot_{,1}$	R/W
10124	Comment1	$\odot_{,1}$	R/W
10125	Comment1	$\odot_{,1}$	R/W
10126	Comment1	$\odot_{,1}$	R/W
10127	Comment1	$\odot_{,1}$	R/W
10128	Comment1	$\odot_{,1}$	R/W
10129	Comment1	$\odot_{,1}$	R/W
10130	Comment1	$\odot_{,1}$	R/W
10131	Comment1	$\odot_{,1}$	R/W
10132	Comment1	$\odot_{,1}$	R/W
10133	Comment1	$\odot_{,1}$	R/W
10134	Comment1	$\odot_{,1}$	R/W
10135	Comment1	$\odot_{,1}$	R/W
10136	Comment1	$\odot_{,1}$	R/W
10137	Comment1	$\odot_{,1}$	R/W
10138	Comment1	$\odot_{,1}$	R/W
10139	Comment1	$\odot_{,1}$	R/W
10140	Comment1	$\odot_{,1}$	R/W
10141	Comment1	$\odot_{,1}$	R/W
10142	Comment1	$\odot_{,1}$	R/W
10143	Comment1	$\odot_{,1}$	R/W
10144	Comment1	$\odot_{,1}$	R/W

<b>10145</b>	Comment1	○,1	R/W
<b>10146</b>	Comment1	○,1	R/W
<b>10147</b>	Comment1	○,1	R/W
<b>10148</b>	Comment1	○,1	R/W
<b>10149</b>	Comment1	○,1	R/W
<b>10150</b>	Comment1	○,1	R/W
<b>10151</b>	Comment1	○,1	R/W
<b>10152</b>	Comment1	○,1	R/W
<b>10153</b>	Comment1	○,1	R/W
<b>10154</b>	Comment1	○,1	R/W
<b>10155</b>	Comment1	○,1	R/W
<b>10156</b>	Comment1	○,1	R/W
<b>10157</b>	Comment2	○,1	R/W
<b>10158</b>	Comment2	○,1	R/W
<b>10159</b>	Comment2	○,1	R/W
<b>10160</b>	Comment2	○,1	R/W
<b>10161</b>	Comment2	○,1	R/W
<b>10162</b>	Comment2	○,1	R/W
<b>10163</b>	Comment2	○,1	R/W
<b>10164</b>	Comment2	○,1	R/W
<b>10165</b>	Comment2	○,1	R/W
<b>10166</b>	Comment2	○,1	R/W
<b>10167</b>	Comment2	○,1	R/W
<b>10168</b>	Comment2	○,1	R/W
<b>10169</b>	Comment2	○,1	R/W
<b>10170</b>	Comment2	○,1	R/W
<b>10171</b>	Comment2	○,1	R/W
<b>10172</b>	Comment2	○,1	R/W
<b>10173</b>	Comment2	○,1	R/W
<b>10174</b>	Comment2	○,1	R/W
<b>10175</b>	Comment2	○,1	R/W
<b>10176</b>	Comment2	○,1	R/W
<b>10177</b>	Comment2	○,1	R/W
<b>10178</b>	Comment2	○,1	R/W
<b>10179</b>	Comment2	○,1	R/W
<b>10180</b>	Comment2	○,1	R/W
<b>10181</b>	Comment2	○,1	R/W
<b>10182</b>	Comment2	○,1	R/W
<b>10183</b>	Comment2	○,1	R/W
<b>10184</b>	Comment2	○,1	R/W
<b>10185</b>	Comment2	○,1	R/W
<b>10186</b>	Comment2	○,1	R/W
<b>10187</b>	Comment2	○,1	R/W
<b>10188</b>	Comment2	○,1	R/W
<b>10189</b>	Comment2	○,1	R/W
<b>10190</b>	Comment2	○,1	R/W
<b>10191</b>	Comment2	○,1	R/W
<b>10192</b>	Comment2	○,1	R/W
<b>10193</b>	Comment3	○,1	R/W
<b>10194</b>	Comment3	○,1	R/W
<b>10195</b>	Comment3	○,1	R/W
<b>10196</b>	Comment3	○,1	R/W

<b>10197</b>	Comment3	○,1	R/W
<b>10198</b>	Comment3	○,1	R/W
<b>10199</b>	Comment3	○,1	R/W
<b>10200</b>	Comment3	○,1	R/W
<b>10201</b>	Comment3	○,1	R/W
<b>10202</b>	Comment3	○,1	R/W
<b>10203</b>	Comment3	○,1	R/W
<b>10204</b>	Comment3	○,1	R/W
<b>10205</b>	Comment3	○,1	R/W
<b>10206</b>	Comment3	○,1	R/W
<b>10207</b>	Comment3	○,1	R/W
<b>10208</b>	Comment3	○,1	R/W
<b>10209</b>	Comment3	○,1	R/W
<b>10210</b>	Comment3	○,1	R/W
<b>10211</b>	Comment3	○,1	R/W
<b>10212</b>	Comment3	○,1	R/W
<b>10213</b>	Comment3	○,1	R/W
<b>10214</b>	Comment3	○,1	R/W
<b>10215</b>	Comment3	○,1	R/W
<b>10216</b>	Comment3	○,1	R/W
<b>10217</b>	Comment3	○,1	R/W
<b>10218</b>	Comment3	○,1	R/W
<b>10219</b>	Comment3	○,1	R/W
<b>10220</b>	Comment3	○,1	R/W
<b>10221</b>	Comment3	○,1	R/W
<b>10222</b>	Comment3	○,1	R/W
<b>10223</b>	Comment3	○,1	R/W
<b>10224</b>	Comment3	○,1	R/W
<b>10225</b>	Comment3	○,1	R/W
<b>10226</b>	Comment3	○,1	R/W
<b>10227</b>	Comment3	○,1	R/W
<b>10228</b>	Comment3	○,1	R/W
<b>10229</b>	Comment4	○,1	R/W
<b>10230</b>	Comment4	○,1	R/W
<b>10231</b>	Comment4	○,1	R/W
<b>10232</b>	Comment4	○,1	R/W
<b>10233</b>	Comment4	○,1	R/W
<b>10234</b>	Comment4	○,1	R/W
<b>10235</b>	Comment4	○,1	R/W
<b>10236</b>	Comment4	○,1	R/W
<b>10237</b>	Comment4	○,1	R/W
<b>10238</b>	Comment4	○,1	R/W
<b>10239</b>	Comment4	○,1	R/W
<b>10240</b>	Comment4	○,1	R/W
<b>10241</b>	Comment4	○,1	R/W
<b>10242</b>	Comment4	○,1	R/W
<b>10243</b>	Comment4	○,1	R/W
<b>10244</b>	Comment4	○,1	R/W
<b>10245</b>	Comment4	○,1	R/W
<b>10246</b>	Comment4	○,1	R/W
<b>10247</b>	Comment4	○,1	R/W
<b>10248</b>	Comment4	○,1	R/W

<b>10249</b>	Comment4	○,1	R/W
<b>10250</b>	Comment4	○,1	R/W
<b>10251</b>	Comment4	○,1	R/W
<b>10252</b>	Comment4	○,1	R/W
<b>10253</b>	Comment4	○,1	R/W
<b>10254</b>	Comment4	○,1	R/W
<b>10255</b>	Comment4	○,1	R/W
<b>10256</b>	Comment4	○,1	R/W
<b>10257</b>	Comment4	○,1	R/W
<b>10258</b>	Comment4	○,1	R/W
<b>10259</b>	Comment4	○,1	R/W
<b>10260</b>	Comment4	○,1	R/W
<b>10261</b>	Comment4	○,1	R/W
<b>10262</b>	Comment4	○,1	R/W
<b>10263</b>	Comment4	○,1	R/W
<b>10264</b>	Comment4	○,1	R/W
<b>10265</b>	Comment5	○,1	R/W
<b>10266</b>	Comment5	○,1	R/W
<b>10267</b>	Comment5	○,1	R/W
<b>10268</b>	Comment5	○,1	R/W
<b>10269</b>	Comment5	○,1	R/W
<b>10270</b>	Comment5	○,1	R/W
<b>10271</b>	Comment5	○,1	R/W
<b>10272</b>	Comment5	○,1	R/W
<b>10273</b>	Comment5	○,1	R/W
<b>10274</b>	Comment5	○,1	R/W
<b>10275</b>	Comment5	○,1	R/W
<b>10276</b>	Comment5	○,1	R/W
<b>10277</b>	Comment5	○,1	R/W
<b>10278</b>	Comment5	○,1	R/W
<b>10279</b>	Comment5	○,1	R/W
<b>10280</b>	Comment5	○,1	R/W
<b>10281</b>	Comment5	○,1	R/W
<b>10282</b>	Comment5	○,1	R/W
<b>10283</b>	Comment5	○,1	R/W
<b>10284</b>	Comment5	○,1	R/W
<b>10285</b>	Comment5	○,1	R/W
<b>10286</b>	Comment5	○,1	R/W
<b>10287</b>	Comment5	○,1	R/W
<b>10288</b>	Comment5	○,1	R/W
<b>10289</b>	Comment5	○,1	R/W
<b>10290</b>	Comment5	○,1	R/W
<b>10291</b>	Comment5	○,1	R/W
<b>10292</b>	Comment5	○,1	R/W
<b>10293</b>	Comment5	○,1	R/W
<b>10294</b>	Comment5	○,1	R/W
<b>10295</b>	Comment5	○,1	R/W
<b>10296</b>	Comment5	○,1	R/W
<b>10297</b>	Comment5	○,1	R/W
<b>10298</b>	Comment5	○,1	R/W
<b>10299</b>	Comment5	○,1	R/W
<b>10300</b>	Comment5	○,1	R/W

<b>10301</b>	Comment6	0,1	R/W
<b>10302</b>	Comment6	0,1	R/W
<b>10303</b>	Comment6	0,1	R/W
<b>10304</b>	Comment6	0,1	R/W
<b>10305</b>	Comment6	0,1	R/W
<b>10306</b>	Comment6	0,1	R/W
<b>10307</b>	Comment6	0,1	R/W
<b>10308</b>	Comment6	0,1	R/W
<b>10309</b>	Comment6	0,1	R/W
<b>10310</b>	Comment6	0,1	R/W
<b>10311</b>	Comment6	0,1	R/W
<b>10312</b>	Comment6	0,1	R/W
<b>10313</b>	Comment6	0,1	R/W
<b>10314</b>	Comment6	0,1	R/W
<b>10315</b>	Comment6	0,1	R/W
<b>10316</b>	Comment6	0,1	R/W
<b>10317</b>	Comment6	0,1	R/W
<b>10318</b>	Comment6	0,1	R/W
<b>10319</b>	Comment6	0,1	R/W
<b>10320</b>	Comment6	0,1	R/W
<b>10321</b>	Comment6	0,1	R/W
<b>10322</b>	Comment6	0,1	R/W
<b>10323</b>	Comment6	0,1	R/W
<b>10324</b>	Comment6	0,1	R/W
<b>10325</b>	Comment6	0,1	R/W
<b>10326</b>	Comment6	0,1	R/W
<b>10327</b>	Comment6	0,1	R/W
<b>10328</b>	Comment6	0,1	R/W
<b>10329</b>	Comment6	0,1	R/W
<b>10330</b>	Comment6	0,1	R/W
<b>10331</b>	Comment6	0,1	R/W
<b>10332</b>	Comment6	0,1	R/W
<b>10333</b>	Comment6	0,1	R/W
<b>10334</b>	Comment6	0,1	R/W
<b>10335</b>	Comment6	0,1	R/W
<b>10336</b>	Comment6	0,1	R/W
<b>10337</b>	Comment7	0,1	R/W
<b>10338</b>	Comment7	0,1	R/W
<b>10339</b>	Comment7	0,1	R/W
<b>10340</b>	Comment7	0,1	R/W
<b>10341</b>	Comment7	0,1	R/W
<b>10342</b>	Comment7	0,1	R/W
<b>10343</b>	Comment7	0,1	R/W
<b>10344</b>	Comment7	0,1	R/W
<b>10345</b>	Comment7	0,1	R/W
<b>10346</b>	Comment7	0,1	R/W
<b>10347</b>	Comment7	0,1	R/W
<b>10348</b>	Comment7	0,1	R/W
<b>10349</b>	Comment7	0,1	R/W
<b>10350</b>	Comment7	0,1	R/W
<b>10351</b>	Comment7	0,1	R/W
<b>10352</b>	Comment7	0,1	R/W

<b>10353</b>	Comment7	0,1	R/W
<b>10354</b>	Comment7	0,1	R/W
<b>10355</b>	Comment7	0,1	R/W
<b>10356</b>	Comment7	0,1	R/W
<b>10357</b>	Comment7	0,1	R/W
<b>10358</b>	Comment7	0,1	R/W
<b>10359</b>	Comment7	0,1	R/W
<b>10360</b>	Comment7	0,1	R/W
<b>10361</b>	Comment7	0,1	R/W
<b>10362</b>	Comment7	0,1	R/W
<b>10363</b>	Comment7	0,1	R/W
<b>10364</b>	Comment7	0,1	R/W
<b>10365</b>	Comment7	0,1	R/W
<b>10366</b>	Comment7	0,1	R/W
<b>10367</b>	Comment7	0,1	R/W
<b>10368</b>	Comment7	0,1	R/W
<b>10369</b>	Comment7	0,1	R/W
<b>10370</b>	Comment7	0,1	R/W
<b>10371</b>	Comment7	0,1	R/W
<b>10372</b>	Comment7	0,1	R/W
<b>10373</b>	Comment8	0,1	R/W
<b>10374</b>	Comment8	0,1	R/W
<b>10375</b>	Comment8	0,1	R/W
<b>10376</b>	Comment8	0,1	R/W
<b>10377</b>	Comment8	0,1	R/W
<b>10378</b>	Comment8	0,1	R/W
<b>10379</b>	Comment8	0,1	R/W
<b>10380</b>	Comment8	0,1	R/W
<b>10381</b>	Comment8	0,1	R/W
<b>10382</b>	Comment8	0,1	R/W
<b>10383</b>	Comment8	0,1	R/W
<b>10384</b>	Comment8	0,1	R/W
<b>10385</b>	Comment8	0,1	R/W
<b>10386</b>	Comment8	0,1	R/W
<b>10387</b>	Comment8	0,1	R/W
<b>10388</b>	Comment8	0,1	R/W
<b>10389</b>	Comment8	0,1	R/W
<b>10390</b>	Comment8	0,1	R/W
<b>10391</b>	Comment8	0,1	R/W
<b>10392</b>	Comment8	0,1	R/W
<b>10393</b>	Comment8	0,1	R/W
<b>10394</b>	Comment8	0,1	R/W
<b>10395</b>	Comment8	0,1	R/W
<b>10396</b>	Comment8	0,1	R/W
<b>10397</b>	Comment8	0,1	R/W
<b>10398</b>	Comment8	0,1	R/W
<b>10399</b>	Comment8	0,1	R/W
<b>10400</b>	Comment8	0,1	R/W
<b>10401</b>	Comment8	0,1	R/W
<b>10402</b>	Comment8	0,1	R/W
<b>10403</b>	Comment8	0,1	R/W
<b>10404</b>	Comment8	0,1	R/W

<b>10405</b>	Comment8	0,1	R/W
<b>10406</b>	Comment8	0,1	R/W
<b>10407</b>	Comment8	0,1	R/W
<b>10408</b>	Comment8	0,1	R/W
<b>10409</b>	Comment9	0,1	R/W
<b>10410</b>	Comment9	0,1	R/W
<b>10411</b>	Comment9	0,1	R/W
<b>10412</b>	Comment9	0,1	R/W
<b>10413</b>	Comment9	0,1	R/W
<b>10414</b>	Comment9	0,1	R/W
<b>10415</b>	Comment9	0,1	R/W
<b>10416</b>	Comment9	0,1	R/W
<b>10417</b>	Comment9	0,1	R/W
<b>10418</b>	Comment9	0,1	R/W
<b>10419</b>	Comment9	0,1	R/W
<b>10420</b>	Comment9	0,1	R/W
<b>10421</b>	Comment9	0,1	R/W
<b>10422</b>	Comment9	0,1	R/W
<b>10423</b>	Comment9	0,1	R/W
<b>10424</b>	Comment9	0,1	R/W
<b>10425</b>	Comment9	0,1	R/W
<b>10426</b>	Comment9	0,1	R/W
<b>10427</b>	Comment9	0,1	R/W
<b>10428</b>	Comment9	0,1	R/W
<b>10429</b>	Comment9	0,1	R/W
<b>10430</b>	Comment9	0,1	R/W
<b>10431</b>	Comment9	0,1	R/W
<b>10432</b>	Comment9	0,1	R/W
<b>10433</b>	Comment9	0,1	R/W
<b>10434</b>	Comment9	0,1	R/W
<b>10435</b>	Comment9	0,1	R/W
<b>10436</b>	Comment9	0,1	R/W
<b>10437</b>	Comment9	0,1	R/W
<b>10438</b>	Comment9	0,1	R/W
<b>10439</b>	Comment9	0,1	R/W
<b>10440</b>	Comment9	0,1	R/W
<b>10441</b>	Comment9	0,1	R/W
<b>10442</b>	Comment9	0,1	R/W
<b>10443</b>	Comment9	0,1	R/W
<b>10444</b>	Comment9	0,1	R/W
<b>10445</b>	Comment10	0,1	R/W
<b>10446</b>	Comment10	0,1	R/W
<b>10447</b>	Comment10	0,1	R/W
<b>10448</b>	Comment10	0,1	R/W
<b>10449</b>	Comment10	0,1	R/W
<b>10450</b>	Comment10	0,1	R/W
<b>10451</b>	Comment10	0,1	R/W
<b>10452</b>	Comment10	0,1	R/W
<b>10453</b>	Comment10	0,1	R/W
<b>10454</b>	Comment10	0,1	R/W
<b>10455</b>	Comment10	0,1	R/W
<b>10456</b>	Comment10	0,1	R/W



<b>10457</b>	Comment10	0,1	R/W
<b>10458</b>	Comment10	0,1	R/W
<b>10459</b>	Comment10	0,1	R/W
<b>10460</b>	Comment10	0,1	R/W
<b>10461</b>	Comment10	0,1	R/W
<b>10462</b>	Comment10	0,1	R/W
<b>10463</b>	Comment10	0,1	R/W
<b>10464</b>	Comment10	0,1	R/W
<b>10465</b>	Comment10	0,1	R/W
<b>10466</b>	Comment10	0,1	R/W
<b>10467</b>	Comment10	0,1	R/W
<b>10468</b>	Comment10	0,1	R/W
<b>10469</b>	Comment10	0,1	R/W
<b>10470</b>	Comment10	0,1	R/W
<b>10471</b>	Comment10	0,1	R/W
<b>10472</b>	Comment10	0,1	R/W
<b>10473</b>	Comment10	0,1	R/W
<b>10474</b>	Comment10	0,1	R/W
<b>10475</b>	Comment10	0,1	R/W
<b>10476</b>	Comment10	0,1	R/W
<b>10477</b>	Comment10	0,1	R/W
<b>10478</b>	Comment10	0,1	R/W
<b>10479</b>	Comment10	0,1	R/W
<b>10480</b>	Comment10	0,1	R/W
<b>10481</b>	Description	0,1	R/W
<b>10482</b>	Description	0,1	R/W
<b>10483</b>	Description	0,1	R/W
<b>10484</b>	Description	0,1	R/W
<b>10485</b>	Description	0,1	R/W
<b>10486</b>	Description	0,1	R/W
<b>10487</b>	Description	0,1	R/W
<b>10488</b>	Description	0,1	R/W
<b>10489</b>	Description	0,1	R/W
<b>10490</b>	Description	0,1	R/W
<b>10491</b>	Description	0,1	R/W
<b>10492</b>	Description	0,1	R/W
<b>10493</b>	Description	0,1	R/W
<b>10494</b>	Description	0,1	R/W
<b>10495</b>	Description	0,1	R/W
<b>10496</b>	Description	0,1	R/W
<b>10497</b>	Description	0,1	R/W
<b>10498</b>	Description	0,1	R/W
<b>10499</b>	Description	0,1	R/W
<b>10500</b>	Description	0,1	R/W
<b>10501</b>	Description	0,1	R/W
<b>10502</b>	Description	0,1	R/W
<b>10503</b>	Description	0,1	R/W
<b>10504</b>	Description	0,1	R/W
<b>10505</b>	Description	0,1	R/W
<b>10506</b>	Description	0,1	R/W
<b>10507</b>	Description	0,1	R/W
<b>10508</b>	Description	0,1	R/W

<b>10509</b>	Description	0,1	R/W
<b>10510</b>	Description	0,1	R/W
<b>10511</b>	Description	0,1	R/W
<b>10512</b>	Description	0,1	R/W
<b>10513</b>	Description	0,1	R/W
<b>10514</b>	Description	0,1	R/W
<b>10515</b>	Description	0,1	R/W
<b>10516</b>	Description	0,1	R/W
<b>10517</b>	Description	0,1	R/W
<b>10518</b>	Description	0,1	R/W
<b>10519</b>	Description	0,1	R/W
<b>10520</b>	Description	0,1	R/W
<b>10521</b>	Description	0,1	R/W
<b>10522</b>	Description	0,1	R/W
<b>10523</b>	Description	0,1	R/W
<b>10524</b>	Description	0,1	R/W
<b>10525</b>	Description	0,1	R/W
<b>10526</b>	Description	0,1	R/W
<b>10527</b>	Description	0,1	R/W
<b>10528</b>	Description	0,1	R/W
<b>10529</b>	Description	0,1	R/W
<b>10530</b>	Description	0,1	R/W

**Note:**

0,1 Don't input invalid character, such as : 0x00, 0x01 etc..

**3.2 Decimal Point Area (Word Type)**

Modbus Address	Register Name	Note	Access
<b>2001</b>	AI1 Decimal Places	Maximum : 5	R
<b>2002</b>	AI2 Decimal Places		R
<b>2003</b>	AI3 Decimal Places		R
<b>2004</b>	AI4 Decimal Places		R
<b>2005</b>	AI5 Decimal Places		R
<b>2006</b>	AI6 Decimal Places		R
<b>2007</b>	AI7 Decimal Places		R
<b>2008</b>	AI8 Decimal Places		R
<b>2009</b>	AI9 Decimal Places		R
<b>2010</b>	AI10 Decimal Places		R
<b>2011</b>	AI11 Decimal Places		R
<b>2012</b>	AI12 Decimal Places		R
<b>2013</b>	AI13 Decimal Places		R
<b>2014</b>	AI14 Decimal Places		R
<b>2015</b>	AI15 Decimal Places		R
<b>2016</b>	AI16 Decimal Places		R
<b>2017</b>	AI17 Decimal Places		R
<b>2018</b>	AI18 Decimal Places		R
<b>2019</b>	AI19 Decimal Places		R
<b>2020</b>	AI20 Decimal Places		R
<b>2021</b>	AI21 Decimal Places		R
<b>2022</b>	AI22 Decimal Places		R
<b>2023</b>	AI23 Decimal Places		R
<b>2024</b>	AI24 Decimal Places		R
<b>2025</b>	AI25 Decimal Places		R
<b>2026</b>	AI26 Decimal Places		R

<b>2027</b>	AI27 Decimal Places		R
<b>2028</b>	AI28 Decimal Places		R
<b>2029</b>	AI29 Decimal Places		R
<b>2030</b>	AI30 Decimal Places		R
<b>2031</b>	AI31 Decimal Places		R
<b>2032</b>	AI32 Decimal Places		R
<b>2033</b>	AI33 Decimal Places		R
<b>2034</b>	AI34 Decimal Places		R
<b>2035</b>	AI35 Decimal Places		R
<b>2036</b>	AI36 Decimal Places		R
<b>2037</b>	AI37 Decimal Places		R
<b>2038</b>	AI38 Decimal Places		R
<b>2039</b>	AI39 Decimal Places		R
<b>2040</b>	AI40 Decimal Places		R
<b>2041</b>	AI41 Decimal Places		R
<b>2042</b>	AI42 Decimal Places		R
<b>2043</b>	AI43 Decimal Places		R
<b>2044</b>	AI44 Decimal Places		R
<b>2045</b>	AI45 Decimal Places		R
<b>2046</b>	AI46 Decimal Places		R
<b>2047</b>	AI47 Decimal Places		R
<b>2048</b>	AI48 Decimal Places		R
<b>2049</b>	DI1 Decimal Places		R
<b>2050</b>	DI2 Decimal Places		R
<b>2051</b>	DI3 Decimal Places		R
<b>2052</b>	DI4 Decimal Places		R
<b>2053</b>	DI5 Decimal Places		R
<b>2054</b>	DI6 Decimal Places		R
<b>2055</b>	DI7 Decimal Places		R
<b>2056</b>	DI8 Decimal Places		R
<b>2057</b>	DI9 Decimal Places		R
<b>2058</b>	DI10 Decimal Places		R
<b>2059</b>	DI11 Decimal Places		R
<b>2060</b>	DI12 Decimal Places		R
<b>2061</b>	DI13 Decimal Places		R
<b>2062</b>	DI14 Decimal Places		R
<b>2063</b>	DI15 Decimal Places		R
<b>2064</b>	DI16 Decimal Places		R
<b>2065</b>	DI17 Decimal Places		R
<b>2066</b>	DI18 Decimal Places		R
<b>2067</b>	DI19 Decimal Places		R
<b>2068</b>	DI20 Decimal Places		R
<b>2069</b>	DI21 Decimal Places		R
<b>2070</b>	DI22 Decimal Places		R
<b>2071</b>	DI23 Decimal Places		R
<b>2072</b>	DI24 Decimal Places		R
<b>2073</b>	DO1 Decimal Places		R
<b>2074</b>	DO2 Decimal Places		R
<b>2075</b>	DO3 Decimal Places		R
<b>2076</b>	DO4 Decimal Places		R
<b>2077</b>	DO5 Decimal Places		R
<b>2078</b>	DO6 Decimal Places		R
<b>2079</b>	DO7 Decimal Places		R
<b>2080</b>	DO8 Decimal Places		R
<b>2081</b>	DO9 Decimal Places		R
<b>2082</b>	DO10 Decimal Places		R

<b>2083</b>	DO11 Decimal Places		R
<b>2084</b>	DO12 Decimal Places		R
<b>2085</b>	DO13 Decimal Places		R
<b>2086</b>	DO14 Decimal Places		R
<b>2087</b>	DO15 Decimal Places		R
<b>2088</b>	DO16 Decimal Places		R
<b>2089</b>	DO17 Decimal Places		R
<b>2090</b>	DO18 Decimal Places		R
<b>2091</b>	DO19 Decimal Places		R
<b>2092</b>	DO20 Decimal Places		R
<b>2093</b>	DO21 Decimal Places		R
<b>2094</b>	DO22 Decimal Places		R
<b>2095</b>	DO23 Decimal Places		R
<b>2096</b>	DO24 Decimal Places		R
<b>2097</b>	AO1 Decimal Places		R
<b>2098</b>	AO2 Decimal Places		R
<b>2099</b>	AO3 Decimal Places		R
<b>2100</b>	AO4 Decimal Places		R
<b>2101</b>	AO5 Decimal Places		R
<b>2102</b>	AO6 Decimal Places		R
<b>2103</b>	AO7 Decimal Places		R
<b>2104</b>	AO8 Decimal Places		R
<b>2105</b>	AO9 Decimal Places		R
<b>2106</b>	AO10 Decimal Places		R
<b>2107</b>	AO11 Decimal Places		R
<b>2108</b>	AO12 Decimal Places		R
<b>2109</b>	Math1 Decimal Places		R
<b>2110</b>	Math2 Decimal Places		R
<b>2111</b>	Math3 Decimal Places		R
<b>2112</b>	Math4 Decimal Places		R
<b>2113</b>	Math5 Decimal Places		R
<b>2114</b>	Math6 Decimal Places		R
<b>2115</b>	Math7 Decimal Places		R
<b>2116</b>	Math8 Decimal Places		R
<b>2117</b>	Math9 Decimal Places		R
<b>2118</b>	Math10 Decimal Places		R
<b>2119</b>	Math11 Decimal Places		R
<b>2120</b>	Math12 Decimal Places		R
<b>2121</b>	Math13 Decimal Places		R
<b>2122</b>	Math14 Decimal Places		R
<b>2123</b>	Math15 Decimal Places		R
<b>2124</b>	Math16 Decimal Places		R
<b>2125</b>	Math17 Decimal Places		R
<b>2126</b>	Math18 Decimal Places		R
<b>2127</b>	Math19 Decimal Places		R
<b>2128</b>	Math20 Decimal Places		R
<b>2129</b>	Math21 Decimal Places		R
<b>2130</b>	Math22 Decimal Places		R
<b>2131</b>	Math23 Decimal Places		R
<b>2132</b>	Math24 Decimal Places		R
<b>2133</b>	Math25 Decimal Places		R
<b>2134</b>	Math26 Decimal Places		R
<b>2135</b>	Math27 Decimal Places		R
<b>2136</b>	Math28 Decimal Places		R
<b>2137</b>	Math29 Decimal Places		R
<b>2138</b>	Math30 Decimal Places		R

<b>2139</b>	Math31 Decimal Places		R
<b>2140</b>	Math32 Decimal Places		R
<b>2141</b>	Math33 Decimal Places		R
<b>2142</b>	Math34 Decimal Places		R
<b>2143</b>	Math35 Decimal Places		R
<b>2144</b>	Math36 Decimal Places		R
<b>2145</b>	Math37 Decimal Places		R
<b>2146</b>	Math38 Decimal Places		R
<b>2147</b>	Math39 Decimal Places		R
<b>2148</b>	Math40 Decimal Places		R
<b>2149</b>	Math41 Decimal Places		R
<b>2150</b>	Math42 Decimal Places		R
<b>2151</b>	Math43 Decimal Places		R
<b>2152</b>	Math44 Decimal Places		R
<b>2153</b>	Math45 Decimal Places		R
<b>2154</b>	Math46 Decimal Places		R
<b>2155</b>	Math47 Decimal Places		R
<b>2156</b>	Math48 Decimal Places		R
<b>2157</b>	Math49 Decimal Places		R
<b>2158</b>	Math50 Decimal Places		R
<b>2159</b>	Math51 Decimal Places		R
<b>2160</b>	Math52 Decimal Places		R
<b>2161</b>	Math53 Decimal Places		R
<b>2162</b>	Math54 Decimal Places		R
<b>2163</b>	Math55 Decimal Places		R
<b>2164</b>	Math56 Decimal Places		R
<b>2165</b>	Math57 Decimal Places		R
<b>2166</b>	Math58 Decimal Places		R
<b>2167</b>	Math59 Decimal Places		R
<b>2168</b>	Math60 Decimal Places		R
<b>2169</b>	Ext1 Decimal Places		R
<b>2170</b>	Ext2 Decimal Places		R
<b>2171</b>	Ext3 Decimal Places		R
<b>2172</b>	Ext4 Decimal Places		R
<b>2173</b>	Ext5 Decimal Places		R
<b>2174</b>	Ext6 Decimal Places		R
<b>2175</b>	Ext7 Decimal Places		R
<b>2176</b>	Ext8 Decimal Places		R
<b>2177</b>	Ext9 Decimal Places		R
<b>2178</b>	Ext10 Decimal Places		R
<b>2179</b>	Ext11 Decimal Places		R
<b>2180</b>	Ext12 Decimal Places		R
<b>2181</b>	Ext13 Decimal Places		R
<b>2182</b>	Ext14 Decimal Places		R
<b>2183</b>	Ext15 Decimal Places		R
<b>2184</b>	Ext16 Decimal Places		R
<b>2185</b>	Ext17 Decimal Places		R
<b>2186</b>	Ext18 Decimal Places		R
<b>2187</b>	Ext19 Decimal Places		R
<b>2188</b>	Ext20 Decimal Places		R
<b>2189</b>	Ext21 Decimal Places		R
<b>2190</b>	Ext22 Decimal Places		R
<b>2191</b>	Ext23 Decimal Places		R
<b>2192</b>	Ext24 Decimal Places		R
<b>2193</b>	Ext25 Decimal Places		R
<b>2194</b>	Ext26 Decimal Places		R

<b>2195</b>	Ext27 Decimal Places		R
<b>2196</b>	Ext28 Decimal Places		R
<b>2197</b>	Ext29 Decimal Places		R
<b>2198</b>	Ext30 Decimal Places		R
<b>2199</b>	Ext31 Decimal Places		R
<b>2200</b>	Ext32 Decimal Places		R
<b>2201</b>	Ext33 Decimal Places		R
<b>2202</b>	Ext34 Decimal Places		R
<b>2203</b>	Ext35 Decimal Places		R
<b>2204</b>	Ext36 Decimal Places		R
<b>2205</b>	Ext37 Decimal Places		R
<b>2206</b>	Ext38 Decimal Places		R
<b>2207</b>	Ext39 Decimal Places		R
<b>2208</b>	Ext40 Decimal Places		R
<b>2209</b>	Ext41 Decimal Places		R
<b>2210</b>	Ext42 Decimal Places		R
<b>2211</b>	Ext43 Decimal Places		R
<b>2212</b>	Ext44 Decimal Places		R
<b>2213</b>	Ext45 Decimal Places		R
<b>2214</b>	Ext46 Decimal Places		R
<b>2215</b>	Ext47 Decimal Places		R
<b>2216</b>	Ext48 Decimal Places		R
<b>2217</b>	Ext49 Decimal Places		R
<b>2218</b>	Ext50 Decimal Places		R
<b>2219</b>	Ext51 Decimal Places		R
<b>2220</b>	Ext52 Decimal Places		R
<b>2221</b>	Ext53 Decimal Places		R
<b>2222</b>	Ext54 Decimal Places		R
<b>2223</b>	Ext55 Decimal Places		R
<b>2224</b>	Ext56 Decimal Places		R
<b>2225</b>	Ext57 Decimal Places		R
<b>2226</b>	Ext58 Decimal Places		R
<b>2227</b>	Ext59 Decimal Places		R
<b>2228</b>	Ext60 Decimal Places		R
<b>2229</b>	Ext61 Decimal Places		R
<b>2230</b>	Ext62 Decimal Places		R
<b>2231</b>	Ext63 Decimal Places		R
<b>2232</b>	Ext64 Decimal Places		R
<b>2233</b>	Ext65 Decimal Places		R
<b>2234</b>	Ext66 Decimal Places		R
<b>2235</b>	Ext67 Decimal Places		R
<b>2236</b>	Ext68 Decimal Places		R
<b>2237</b>	Ext69 Decimal Places		R
<b>2238</b>	Ext70 Decimal Places		R
<b>2239</b>	Ext71 Decimal Places		R
<b>2240</b>	Ext72 Decimal Places		R
<b>2241</b>	Ext73 Decimal Places		R
<b>2242</b>	Ext74 Decimal Places		R
<b>2243</b>	Ext75 Decimal Places		R
<b>2244</b>	Ext76 Decimal Places		R
<b>2245</b>	Ext77 Decimal Places		R
<b>2246</b>	Ext78 Decimal Places		R
<b>2247</b>	Ext79 Decimal Places		R
<b>2248</b>	Ext80 Decimal Places		R
<b>2249</b>	Ext81 Decimal Places		R
<b>2250</b>	Ext82 Decimal Places		R

2251	Ext83 Decimal Places		R
2252	Ext84 Decimal Places		R
2253	Ext85 Decimal Places		R
2254	Ext86 Decimal Places		R
2255	Ext87 Decimal Places		R
2256	Ext88 Decimal Places		R
2257	Ext89 Decimal Places		R
2258	Ext90 Decimal Places		R
2259	Ext91 Decimal Places		R
2260	Ext92 Decimal Places		R
2261	Ext93 Decimal Places		R
2262	Ext94 Decimal Places		R
2263	Ext95 Decimal Places		R
2264	Ext96 Decimal Places		R

### 3.3 Modbus Scale Low Area (DWord Type)

Modbus Address	Register Name	Note	Access
4001	The low word of Scale Low data is on AI1	○,1	R/W
4002	The high word of Scale Low data is on AI1	○,1	R/W
4003	The low word of Scale Low data is on AI2	○,1	R/W
4004	The high word of Scale Low data is on AI2	○,1	R/W
4005	The low word of Scale Low data is on AI3	○,1	R/W
4006	The high word of Scale Low data is on AI3	○,1	R/W
4007	The low word of Scale Low data is on AI4	○,1	R/W
4008	The high word of Scale Low data is on AI4	○,1	R/W
4009	The low word of Scale Low data is on AI5	○,1	R/W
4010	The high word of Scale Low data is on AI5	○,1	R/W
4011	The low word of Scale Low data is on AI6	○,1	R/W
4012	The high word of Scale Low data is on AI6	○,1	R/W
4013	The low word of Scale Low data is on AI7	○,1	R/W
4014	The high word of Scale Low data is on AI7	○,1	R/W
4015	The low word of Scale Low data is on AI8	○,1	R/W
4016	The high word of Scale Low data is on AI8	○,1	R/W
4017	The low word of Scale Low data is on AI9	○,1	R/W
4018	The high word of Scale Low data is on AI9	○,1	R/W
4019	The low word of Scale Low data is on AI10	○,1	R/W
4020	The high word of Scale Low data is on AI10	○,1	R/W
4021	The low word of Scale Low data is on AI11	○,1	R/W
4022	The high word of Scale Low data is on AI11	○,1	R/W
4023	The low word of Scale Low data is on AI12	○,1	R/W
4024	The high word of Scale Low data is on AI12	○,1	R/W
4025	The low word of Scale Low data is on AI13	○,1	R/W
4026	The high word of Scale Low data is on AI13	○,1	R/W
4027	The low word of Scale Low data is on AI14	○,1	R/W
4028	The high word of Scale Low data is on AI14	○,1	R/W
4029	The low word of Scale Low data is on AI15	○,1	R/W
4030	The high word of Scale Low data is on AI15	○,1	R/W
4031	The low word of Scale Low data is on AI16	○,1	R/W
4032	The high word of Scale Low data is on AI16	○,1	R/W
4033	The low word of Scale Low data is on AI17	○,1	R/W
4034	The high word of Scale Low data is on AI17	○,1	R/W
4035	The low word of Scale Low data is on AI18	○,1	R/W
4036	The high word of Scale Low data is on AI18	○,1	R/W

<b>4037</b>	The low word of Scale Low data is on AI19	○,1	R/W
<b>4038</b>	The high word of Scale Low data is on AI19	○,1	R/W
<b>4039</b>	The low word of Scale Low data is on AI20	○,1	R/W
<b>4040</b>	The high word of Scale Low data is on AI20	○,1	R/W
<b>4041</b>	The low word of Scale Low data is on AI21	○,1	R/W
<b>4042</b>	The high word of Scale Low data is on AI21	○,1	R/W
<b>4043</b>	The low word of Scale Low data is on AI22	○,1	R/W
<b>4044</b>	The high word of Scale Low data is on AI22	○,1	R/W
<b>4045</b>	The low word of Scale Low data is on AI23	○,1	R/W
<b>4046</b>	The high word of Scale Low data is on AI23	○,1	R/W
<b>4047</b>	The low word of Scale Low data is on AI24	○,1	R/W
<b>4048</b>	The high word of Scale Low data is on AI24	○,1	R/W
<b>4049</b>	The low word of Scale Low data is on AI25	○,1	R/W
<b>4050</b>	The high word of Scale Low data is on AI25	○,1	R/W
<b>4051</b>	The low word of Scale Low data is on AI26	○,1	R/W
<b>4052</b>	The high word of Scale Low data is on AI26	○,1	R/W
<b>4053</b>	The low word of Scale Low data is on AI27	○,1	R/W
<b>4054</b>	The high word of Scale Low data is on AI27	○,1	R/W
<b>4055</b>	The low word of Scale Low data is on AI28	○,1	R/W
<b>4056</b>	The high word of Scale Low data is on AI28	○,1	R/W
<b>4057</b>	The low word of Scale Low data is on AI29	○,1	R/W
<b>4058</b>	The high word of Scale Low data is on AI29	○,1	R/W
<b>4059</b>	The low word of Scale Low data is on AI30	○,1	R/W
<b>4060</b>	The high word of Scale Low data is on AI30	○,1	R/W
<b>4061</b>	The low word of Scale Low data is on AI31	○,1	R/W
<b>4062</b>	The high word of Scale Low data is on AI31	○,1	R/W
<b>4063</b>	The low word of Scale Low data is on AI32	○,1	R/W
<b>4064</b>	The high word of Scale Low data is on AI32	○,1	R/W
<b>4065</b>	The low word of Scale Low data is on AI33	○,1	R/W
<b>4066</b>	The high word of Scale Low data is on AI33	○,1	R/W
<b>4067</b>	The low word of Scale Low data is on AI34	○,1	R/W
<b>4068</b>	The high word of Scale Low data is on AI34	○,1	R/W
<b>4069</b>	The low word of Scale Low data is on AI35	○,1	R/W
<b>4070</b>	The high word of Scale Low data is on AI35	○,1	R/W
<b>4071</b>	The low word of Scale Low data is on AI36	○,1	R/W
<b>4072</b>	The high word of Scale Low data is on AI36	○,1	R/W
<b>4073</b>	The low word of Scale Low data is on AI37	○,1	R/W
<b>4074</b>	The high word of Scale Low data is on AI37	○,1	R/W
<b>4075</b>	The low word of Scale Low data is on AI38	○,1	R/W
<b>4076</b>	The high word of Scale Low data is on AI38	○,1	R/W
<b>4077</b>	The low word of Scale Low data is on AI39	○,1	R/W
<b>4078</b>	The high word of Scale Low data is on AI39	○,1	R/W
<b>4079</b>	The low word of Scale Low data is on AI40	○,1	R/W
<b>4080</b>	The high word of Scale Low data is on AI40	○,1	R/W
<b>4081</b>	The low word of Scale Low data is on AI41	○,1	R/W
<b>4082</b>	The high word of Scale Low data is on AI41	○,1	R/W
<b>4083</b>	The low word of Scale Low data is on AI42	○,1	R/W
<b>4084</b>	The high word of Scale Low data is on AI42	○,1	R/W
<b>4085</b>	The low word of Scale Low data is on AI43	○,1	R/W
<b>4086</b>	The high word of Scale Low data is on AI43	○,1	R/W
<b>4087</b>	The low word of Scale Low data is on AI44	○,1	R/W
<b>4088</b>	The high word of Scale Low data is on AI44	○,1	R/W



<b>4089</b>	The low word of Scale Low data is on AI45	○,1	R/W
<b>4090</b>	The high word of Scale Low data is on AI45	○,1	R/W
<b>4091</b>	The low word of Scale Low data is on AI46	○,1	R/W
<b>4492</b>	The high word of Scale Low data is on AI46	○,1	R/W
<b>4093</b>	The low word of Scale Low data is on AI47	○,1	R/W
<b>4094</b>	The high word of Scale Low data is on AI47	○,1	R/W
<b>4095</b>	The low word of Scale Low data is on AI48	○,1	R/W
<b>4096</b>	The high word of Scale Low data is on AI48	○,1	R/W
<b>4097</b>	The low word of Scale Low data is on DI1		R
<b>4098</b>	The high word of Scale Low data is on DI1		R
<b>4099</b>	The low word of Scale Low data is on DI2		R
<b>4100</b>	The high word of Scale Low data is on DI2		R
<b>4101</b>	The low word of Scale Low data is on DI3		R
<b>4102</b>	The high word of Scale Low data is on DI3		R
<b>4103</b>	The low word of Scale Low data is on DI4		R
<b>4104</b>	The high word of Scale Low data is on DI4		R
<b>4105</b>	The low word of Scale Low data is on DI5		R
<b>4106</b>	The high word of Scale Low data is on DI5		R
<b>4107</b>	The low word of Scale Low data is on DI6		R
<b>4108</b>	The high word of Scale Low data is on DI6		R
<b>4109</b>	The low word of Scale Low data is on DI7		R
<b>4110</b>	The high word of Scale Low data is on DI7		R
<b>4111</b>	The low word of Scale Low data is on DI8		R
<b>4112</b>	The high word of Scale Low data is on DI8		R
<b>4113</b>	The low word of Scale Low data is on DI9		R
<b>4114</b>	The high word of Scale Low data is on DI9		R
<b>4115</b>	The low word of Scale Low data is on DI10		R
<b>4116</b>	The high word of Scale Low data is on DI10		R
<b>4117</b>	The low word of Scale Low data is on DI11		R
<b>4118</b>	The high word of Scale Low data is on DI11		R
<b>4119</b>	The low word of Scale Low data is on DI12		R
<b>4120</b>	The high word of Scale Low data is on DI12		R
<b>4121</b>	The low word of Scale Low data is on DI13		R
<b>4122</b>	The high word of Scale Low data is on DI13		R
<b>4123</b>	The low word of Scale Low data is on DI14		R
<b>4124</b>	The high word of Scale Low data is on DI14		R
<b>4125</b>	The low word of Scale Low data is on DI15		R
<b>4126</b>	The high word of Scale Low data is on DI15		R
<b>4127</b>	The low word of Scale Low data is on DI16		R
<b>4128</b>	The high word of Scale Low data is on DI16		R
<b>4129</b>	The low word of Scale Low data is on DI17		R
<b>4130</b>	The high word of Scale Low data is on DI17		R
<b>4131</b>	The low word of Scale Low data is on DI18		R
<b>4132</b>	The high word of Scale Low data is on DI18		R
<b>4133</b>	The low word of Scale Low data is on DI19		R
<b>4134</b>	The high word of Scale Low data is on DI19		R
<b>4135</b>	The low word of Scale Low data is on DI20		R
<b>4136</b>	The high word of Scale Low data is on DI20		R
<b>4137</b>	The low word of Scale Low data is on DI21		R
<b>4138</b>	The high word of Scale Low data is on DI21		R
<b>4139</b>	The low word of Scale Low data is on DI22		R
<b>4140</b>	The high word of Scale Low data is on DI22		R
<b>4141</b>	The low word of Scale Low data is on DI23		R
<b>4142</b>	The high word of Scale Low data is on DI23		R
<b>4143</b>	The low word of Scale Low data is on DI24		R
<b>4144</b>	The high word of Scale Low data is on DI24		R

<b>4145</b>	The low word of Scale Low data is on DO1		R
<b>4146</b>	The high word of Scale Low data is on DO1		R
<b>4147</b>	The low word of Scale Low data is on DO2		R
<b>4148</b>	The high word of Scale Low data is on DO2		R
<b>4149</b>	The low word of Scale Low data is on DO3		R
<b>4150</b>	The high word of Scale Low data is on DO3		R
<b>4151</b>	The low word of Scale Low data is on DO4		R
<b>4152</b>	The high word of Scale Low data is on DO4		R
<b>4153</b>	The low word of Scale Low data is on DO5		R
<b>4154</b>	The high word of Scale Low data is on DO5		R
<b>4155</b>	The low word of Scale Low data is on DO6		R
<b>4156</b>	The high word of Scale Low data is on DO6		R
<b>4157</b>	The low word of Scale Low data is on DO7		R
<b>4158</b>	The high word of Scale Low data is on DO7		R
<b>4159</b>	The low word of Scale Low data is on DO8		R
<b>4160</b>	The high word of Scale Low data is on DO8		R
<b>4161</b>	The low word of Scale Low data is on DO9		R
<b>4162</b>	The high word of Scale Low data is on DO9		R
<b>4163</b>	The low word of Scale Low data is on DO10		R
<b>4164</b>	The high word of Scale Low data is on DO10		R
<b>4165</b>	The low word of Scale Low data is on DO11		R
<b>4166</b>	The high word of Scale Low data is on DO11		R
<b>4167</b>	The low word of Scale Low data is on DO12		R
<b>4168</b>	The high word of Scale Low data is on DO12		R
<b>4169</b>	The low word of Scale Low data is on DO13		R
<b>4170</b>	The high word of Scale Low data is on DO13		R
<b>4171</b>	The low word of Scale Low data is on DO14		R
<b>4172</b>	The high word of Scale Low data is on DO14		R
<b>4173</b>	The low word of Scale Low data is on DO15		R
<b>4174</b>	The high word of Scale Low data is on DO15		R
<b>4175</b>	The low word of Scale Low data is on DO16		R
<b>4176</b>	The high word of Scale Low data is on DO16		R
<b>4177</b>	The low word of Scale Low data is on DO17		R
<b>4178</b>	The high word of Scale Low data is on DO17		R
<b>4179</b>	The low word of Scale Low data is on DO18		R
<b>4180</b>	The high word of Scale Low data is on DO18		R
<b>4181</b>	The low word of Scale Low data is on DO19		R
<b>4182</b>	The high word of Scale Low data is on DO19		R
<b>4183</b>	The low word of Scale Low data is on DO20		R
<b>4184</b>	The high word of Scale Low data is on DO20		R
<b>4185</b>	The low word of Scale Low data is on DO21		R
<b>4186</b>	The high word of Scale Low data is on DO21		R
<b>4187</b>	The low word of Scale Low data is on DO22		R
<b>4188</b>	The high word of Scale Low data is on DO22		R
<b>4189</b>	The low word of Scale Low data is on DO23		R
<b>4190</b>	The high word of Scale Low data is on DO23		R
<b>4191</b>	The low word of Scale Low data is on DO24		R
<b>4192</b>	The high word of Scale Low data is on DO24		R
<b>4193</b>	The low word of Scale Low data is on AO1		R
<b>4194</b>	The high word of Scale Low data is on AO1		R
<b>4195</b>	The low word of Scale Low data is on AO2		R
<b>4196</b>	The high word of Scale Low data is on AO2		R
<b>4197</b>	The low word of Scale Low data is on AO3		R
<b>4198</b>	The high word of Scale Low data is on AO3		R
<b>4199</b>	The low word of Scale Low data is on AO4		R
<b>4200</b>	The high word of Scale Low data is on AO4		R

<b>4201</b>	The low word of Scale Low data is on AO5		R
<b>4202</b>	The high word of Scale Low data is on AO5		R
<b>4203</b>	The low word of Scale Low data is on AO6		R
<b>4204</b>	The high word of Scale Low data is on AO6		R
<b>4205</b>	The low word of Scale Low data is on AO7		R
<b>4206</b>	The high word of Scale Low data is on AO7		R
<b>4207</b>	The low word of Scale Low data is on AO8		R
<b>4208</b>	The high word of Scale Low data is on AO8		R
<b>4209</b>	The low word of Scale Low data is on AO9		R
<b>4210</b>	The high word of Scale Low data is on AO9		R
<b>4211</b>	The low word of Scale Low data is on AO10		R
<b>4212</b>	The high word of Scale Low data is on AO10		R
<b>4213</b>	The low word of Scale Low data is on AO11		R
<b>4214</b>	The high word of Scale Low data is on AO11		R
<b>4215</b>	The low word of Scale Low data is on AO12		R
<b>4216</b>	The high word of Scale Low data is on AO12		R
<b>4217</b>	The low word of Scale Low data is on Math1		R
<b>4218</b>	The high word of Scale Low data is on Math1		R
<b>4219</b>	The low word of Scale Low data is on Math2		R
<b>4220</b>	The high word of Scale Low data is on Math2		R
<b>4221</b>	The low word of Scale Low data is on Math3		R
<b>4222</b>	The high word of Scale Low data is on Math3		R
<b>4223</b>	The low word of Scale Low data is on Math4		R
<b>4224</b>	The high word of Scale Low data is on Math4		R
<b>4225</b>	The low word of Scale Low data is on Math5		R
<b>4226</b>	The high word of Scale Low data is on Math5		R
<b>4227</b>	The low word of Scale Low data is on Math6		R
<b>4228</b>	The high word of Scale Low data is on Math6		R
<b>4229</b>	The low word of Scale Low data is on Math7		R
<b>4230</b>	The high word of Scale Low data is on Math7		R
<b>4231</b>	The low word of Scale Low data is on Math8		R
<b>4232</b>	The high word of Scale Low data is on Math8		R
<b>4233</b>	The low word of Scale Low data is on Math9		R
<b>4234</b>	The high word of Scale Low data is on Math9		R
<b>4235</b>	The low word of Scale Low data is on Math10		R
<b>4236</b>	The high word of Scale Low data is on Math10		R
<b>4237</b>	The low word of Scale Low data is on Math11		R
<b>4238</b>	The high word of Scale Low data is on Math11		R
<b>4239</b>	The low word of Scale Low data is on Math12		R
<b>4240</b>	The high word of Scale Low data is on Math12		R
<b>4241</b>	The low word of Scale Low data is on Math13		R
<b>4242</b>	The high word of Scale Low data is on Math13		R
<b>4243</b>	The low word of Scale Low data is on Math14		R
<b>4244</b>	The high word of Scale Low data is on Math14		R
<b>4245</b>	The low word of Scale Low data is on Math15		R
<b>4246</b>	The high word of Scale Low data is on Math15		R
<b>4247</b>	The low word of Scale Low data is on Math16		R
<b>4248</b>	The high word of Scale Low data is on Math16		R
<b>4249</b>	The low word of Scale Low data is on Math17		R
<b>4250</b>	The high word of Scale Low data is on Math17		R
<b>4251</b>	The low word of Scale Low data is on Math18		R
<b>4252</b>	The high word of Scale Low data is on Math18		R
<b>4253</b>	The low word of Scale Low data is on Math19		R
<b>4254</b>	The high word of Scale Low data is on Math19		R
<b>4255</b>	The low word of Scale Low data is on Math20		R
<b>4256</b>	The high word of Scale Low data is on Math20		R

<b>4257</b>	The low word of Scale Low data is on Math21		R
<b>4258</b>	The high word of Scale Low data is on Math21		R
<b>4259</b>	The low word of Scale Low data is on Math22		R
<b>4260</b>	The high word of Scale Low data is on Math22		R
<b>4261</b>	The low word of Scale Low data is on Math23		R
<b>4262</b>	The high word of Scale Low data is on Math23		R
<b>4263</b>	The low word of Scale Low data is on Math24		R
<b>4264</b>	The high word of Scale Low data is on Math24		R
<b>4265</b>	The low word of Scale Low data is on Math25	Maximum : 5	R
<b>4266</b>	The high word of Scale Low data is on Math25		R
<b>4267</b>	The low word of Scale Low data is on Math26		R
<b>4268</b>	The high word of Scale Low data is on Math26		R
<b>4269</b>	The low word of Scale Low data is on Math27		R
<b>4270</b>	The high word of Scale Low data is on Math27		R
<b>4271</b>	The low word of Scale Low data is on Math28		R
<b>4272</b>	The high word of Scale Low data is on Math28		R
<b>4273</b>	The low word of Scale Low data is on Math29		R
<b>4274</b>	The high word of Scale Low data is on Math29		R
<b>4275</b>	The low word of Scale Low data is on Math30		R
<b>4276</b>	The high word of Scale Low data is on Math30		R
<b>4277</b>	The low word of Scale Low data is on Math31		R
<b>4278</b>	The high word of Scale Low data is on Math31		R
<b>4279</b>	The low word of Scale Low data is on Math32		R
<b>4280</b>	The high word of Scale Low data is on Math32		R
<b>4281</b>	The low word of Scale Low data is on Math33		R
<b>4282</b>	The high word of Scale Low data is on Math33		R
<b>4283</b>	The low word of Scale Low data is on Math34		R
<b>4284</b>	The high word of Scale Low data is on Math34		R
<b>4285</b>	The low word of Scale Low data is on Math35		R
<b>4286</b>	The high word of Scale Low data is on Math35		R
<b>4287</b>	The low word of Scale Low data is on Math36		R
<b>4288</b>	The high word of Scale Low data is on Math36		R
<b>4289</b>	The low word of Scale Low data is on Math37		R
<b>4290</b>	The high word of Scale Low data is on Math37		R
<b>4291</b>	The low word of Scale Low data is on Math38		R
<b>4292</b>	The high word of Scale Low data is on Math38		R
<b>4293</b>	The low word of Scale Low data is on Math39		R
<b>4294</b>	The high word of Scale Low data is on Math39		R
<b>4295</b>	The low word of Scale Low data is on Math40		R
<b>4296</b>	The high word of Scale Low data is on Math40		R
<b>4297</b>	The low word of Scale Low data is on Math41		R
<b>4298</b>	The high word of Scale Low data is on Math41		R
<b>4299</b>	The low word of Scale Low data is on Math42		R
<b>4300</b>	The high word of Scale Low data is on Math42		R
<b>4301</b>	The low word of Scale Low data is on Math43		R
<b>4302</b>	The high word of Scale Low data is on Math43		R
<b>4303</b>	The low word of Scale Low data is on Math44		R
<b>4304</b>	The high word of Scale Low data is on Math44		R
<b>4305</b>	The low word of Scale Low data is on Math45		R
<b>4306</b>	The high word of Scale Low data is on Math45		R
<b>4307</b>	The low word of Scale Low data is on Math46		R
<b>4308</b>	The high word of Scale Low data is on Math46		R
<b>4309</b>	The low word of Scale Low data is on Math47		R
<b>4310</b>	The high word of Scale Low data is on Math47		R
<b>4311</b>	The low word of Scale Low data is on Math48		R
<b>4312</b>	The high word of Scale Low data is on Math48		R

<b>4313</b>	The low word of Scale Low data is on Math49		R
<b>4314</b>	The high word of Scale Low data is on Math49		R
<b>4315</b>	The low word of Scale Low data is on Math50		R
<b>4316</b>	The high word of Scale Low data is on Math50		R
<b>4317</b>	The low word of Scale Low data is on Math51		R
<b>4318</b>	The high word of Scale Low data is on Math51		R
<b>4319</b>	The low word of Scale Low data is on Math52		R
<b>4320</b>	The high word of Scale Low data is on Math52		R
<b>4321</b>	The low word of Scale Low data is on Math53		R
<b>4322</b>	The high word of Scale Low data is on Math53		R
<b>4323</b>	The low word of Scale Low data is on Math54		R
<b>4324</b>	The high word of Scale Low data is on Math54		R
<b>4325</b>	The low word of Scale Low data is on Math55		R
<b>4326</b>	The high word of Scale Low data is on Math55		R
<b>4327</b>	The low word of Scale Low data is on Math56		R
<b>4328</b>	The high word of Scale Low data is on Math56		R
<b>4329</b>	The low word of Scale Low data is on Math57		R
<b>4330</b>	The high word of Scale Low data is on Math57		R
<b>4331</b>	The low word of Scale Low data is on Math58		R
<b>4332</b>	The high word of Scale Low data is on Math58		R
<b>4333</b>	The low word of Scale Low data is on Math59		R
<b>4334</b>	The high word of Scale Low data is on Math59		R
<b>4335</b>	The low word of Scale Low data is on Math60		R
<b>4336</b>	The high word of Scale Low data is on Math60		R
<b>4337</b>	The low word of Scale Low data is on Ext1		R
<b>4338</b>	The high word of Scale Low data is on Ext1		R
<b>4339</b>	The low word of Scale Low data is on Ext2		R
<b>4340</b>	The high word of Scale Low data is on Ext2		R
<b>4341</b>	The low word of Scale Low data is on Ext3		R
<b>4342</b>	The high word of Scale Low data is on Ext3		R
<b>4343</b>	The low word of Scale Low data is on Ext4		R
<b>4344</b>	The high word of Scale Low data is on Ext4		R
<b>4345</b>	The low word of Scale Low data is on Ext5		R
<b>4346</b>	The high word of Scale Low data is on Ext5		R
<b>4347</b>	The low word of Scale Low data is on Ext6		R
<b>4348</b>	The high word of Scale Low data is on Ext6		R
<b>4349</b>	The low word of Scale Low data is on Ext7		R
<b>4350</b>	The high word of Scale Low data is on Ext7		R
<b>4351</b>	The low word of Scale Low data is on Ext8		R
<b>4352</b>	The high word of Scale Low data is on Ext8		R
<b>4353</b>	The low word of Scale Low data is on Ext9		R
<b>4354</b>	The high word of Scale Low data is on Ext9		R
<b>4355</b>	The low word of Scale Low data is on Ext10		R
<b>4356</b>	The high word of Scale Low data is on Ext10		R
<b>4357</b>	The low word of Scale Low data is on Ext11		R
<b>4358</b>	The high word of Scale Low data is on Ext11		R
<b>4359</b>	The low word of Scale Low data is on Ext12		R
<b>4360</b>	The high word of Scale Low data is on Ext12		R
<b>4361</b>	The low word of Scale Low data is on Ext13		R
<b>4362</b>	The high word of Scale Low data is on Ext13		R
<b>4363</b>	The low word of Scale Low data is on Ext14		R
<b>4364</b>	The high word of Scale Low data is on Ext14		R
<b>4365</b>	The low word of Scale Low data is on Ext15		R
<b>4366</b>	The high word of Scale Low data is on Ext15		R
<b>4367</b>	The low word of Scale Low data is on Ext16		R
<b>4368</b>	The high word of Scale Low data is on Ext16		R

<b>4369</b>	The low word of Scale Low data is on Ext17		R
<b>4370</b>	The high word of Scale Low data is on Ext17		R
<b>4371</b>	The low word of Scale Low data is on Ext18		R
<b>4372</b>	The high word of Scale Low data is on Ext18		R
<b>4373</b>	The low word of Scale Low data is on Ext19		R
<b>4374</b>	The high word of Scale Low data is on Ext19		R
<b>4375</b>	The low word of Scale Low data is on Ext20		R
<b>4376</b>	The high word of Scale Low data is on Ext20		R
<b>4377</b>	The low word of Scale Low data is on Ext21		R
<b>4378</b>	The high word of Scale Low data is on Ext21		R
<b>4379</b>	The low word of Scale Low data is on Ext22		R
<b>4380</b>	The high word of Scale Low data is on Ext22		R
<b>4381</b>	The low word of Scale Low data is on Ext23		R
<b>4382</b>	The high word of Scale Low data is on Ext23		R
<b>4383</b>	The low word of Scale Low data is on Ext24		R
<b>4384</b>	The high word of Scale Low data is on Ext24		R
<b>4385</b>	The low word of Scale Low data is on Ext25		R
<b>4386</b>	The high word of Scale Low data is on Ext25		R
<b>4387</b>	The low word of Scale Low data is on Ext26		R
<b>4388</b>	The high word of Scale Low data is on Ext26		R
<b>4389</b>	The low word of Scale Low data is on Ext27		R
<b>4390</b>	The high word of Scale Low data is on Ext27		R
<b>4391</b>	The low word of Scale Low data is on Ext28		R
<b>4392</b>	The high word of Scale Low data is on Ext28		R
<b>4393</b>	The low word of Scale Low data is on Ext29		R
<b>4394</b>	The high word of Scale Low data is on Ext29		R
<b>4395</b>	The low word of Scale Low data is on Ext30		R
<b>4396</b>	The high word of Scale Low data is on Ext30		R
<b>4397</b>	The low word of Scale Low data is on Ext31		R
<b>4398</b>	The high word of Scale Low data is on Ext31		R
<b>4399</b>	The low word of Scale Low data is on Ext32		R
<b>4400</b>	The high word of Scale Low data is on Ext32		R
<b>4401</b>	The low word of Scale Low data is on Ext33		R
<b>4402</b>	The high word of Scale Low data is on Ext33		R
<b>4403</b>	The low word of Scale Low data is on Ext34		R
<b>4404</b>	The high word of Scale Low data is on Ext34		R
<b>4405</b>	The low word of Scale Low data is on Ext35		R
<b>4406</b>	The high word of Scale Low data is on Ext35		R
<b>4407</b>	The low word of Scale Low data is on Ext36		R
<b>4408</b>	The high word of Scale Low data is on Ext36		R
<b>4409</b>	The low word of Scale Low data is on Ext37		R
<b>4410</b>	The high word of Scale Low data is on Ext37		R
<b>4411</b>	The low word of Scale Low data is on Ext38		R
<b>4412</b>	The high word of Scale Low data is on Ext38		R
<b>4413</b>	The low word of Scale Low data is on Ext39		R
<b>4414</b>	The high word of Scale Low data is on Ext39		R
<b>4415</b>	The low word of Scale Low data is on Ext40		R
<b>4416</b>	The high word of Scale Low data is on Ext40		R
<b>4417</b>	The low word of Scale Low data is on Ext41		R
<b>4418</b>	The high word of Scale Low data is on Ext41		R
<b>4419</b>	The low word of Scale Low data is on Ext42		R
<b>4420</b>	The high word of Scale Low data is on Ext42		R
<b>4421</b>	The low word of Scale Low data is on Ext43		R
<b>4422</b>	The high word of Scale Low data is on Ext43		R
<b>4423</b>	The low word of Scale Low data is on Ext44		R
<b>4424</b>	The high word of Scale Low data is on Ext44		R

<b>4425</b>	The low word of Scale Low data is on Ext45		R
<b>4426</b>	The high word of Scale Low data is on Ext45		R
<b>4427</b>	The low word of Scale Low data is on Ext46		R
<b>4428</b>	The high word of Scale Low data is on Ext46		R
<b>4429</b>	The low word of Scale Low data is on Ext47		R
<b>4430</b>	The high word of Scale Low data is on Ext47		R
<b>4431</b>	The low word of Scale Low data is on Ext48		R
<b>4432</b>	The high word of Scale Low data is on Ext48		R
<b>4433</b>	The low word of Scale Low data is on Ext49		R
<b>4434</b>	The high word of Scale Low data is on Ext49		R
<b>4435</b>	The low word of Scale Low data is on Ext50		R
<b>4436</b>	The high word of Scale Low data is on Ext50		R
<b>4437</b>	The low word of Scale Low data is on Ext51		R
<b>4438</b>	The high word of Scale Low data is on Ext51		R
<b>4439</b>	The low word of Scale Low data is on Ext52		R
<b>4440</b>	The high word of Scale Low data is on Ext52		R
<b>4441</b>	The low word of Scale Low data is on Ext53		R
<b>4442</b>	The high word of Scale Low data is on Ext53		R
<b>4443</b>	The low word of Scale Low data is on Ext54		R
<b>4444</b>	The high word of Scale Low data is on Ext54		R
<b>4445</b>	The low word of Scale Low data is on Ext55		R
<b>4446</b>	The high word of Scale Low data is on Ext55		R
<b>4447</b>	The low word of Scale Low data is on Ext56		R
<b>4448</b>	The high word of Scale Low data is on Ext56		R
<b>4449</b>	The low word of Scale Low data is on Ext57		R
<b>4450</b>	The high word of Scale Low data is on Ext57		R
<b>4451</b>	The low word of Scale Low data is on Ext58		R
<b>4452</b>	The high word of Scale Low data is on Ext58		R
<b>4453</b>	The low word of Scale Low data is on Ext59		R
<b>4454</b>	The high word of Scale Low data is on Ext59		R
<b>4455</b>	The low word of Scale Low data is on Ext60		R
<b>4456</b>	The high word of Scale Low data is on Ext60		R
<b>4457</b>	The low word of Scale Low data is on Ext61		R
<b>4458</b>	The high word of Scale Low data is on Ext61		R
<b>4459</b>	The low word of Scale Low data is on Ext62		R
<b>4460</b>	The high word of Scale Low data is on Ext62		R
<b>4461</b>	The low word of Scale Low data is on Ext63		R
<b>4462</b>	The high word of Scale Low data is on Ext63		R
<b>4463</b>	The low word of Scale Low data is on Ext64		R
<b>4464</b>	The high word of Scale Low data is on Ext64		R
<b>4465</b>	The low word of Scale Low data is on Ext65		R
<b>4466</b>	The high word of Scale Low data is on Ext65		R
<b>4467</b>	The low word of Scale Low data is on Ext66		R
<b>4468</b>	The high word of Scale Low data is on Ext66		R
<b>4469</b>	The low word of Scale Low data is on Ext67		R
<b>4470</b>	The high word of Scale Low data is on Ext67		R
<b>4471</b>	The low word of Scale Low data is on Ext68		R
<b>4472</b>	The high word of Scale Low data is on Ext68		R
<b>4473</b>	The low word of Scale Low data is on Ext69		R
<b>4474</b>	The high word of Scale Low data is on Ext69		R
<b>4475</b>	The low word of Scale Low data is on Ext70		R
<b>4476</b>	The high word of Scale Low data is on Ext70		R
<b>4477</b>	The low word of Scale Low data is on Ext71		R
<b>4478</b>	The high word of Scale Low data is on Ext71		R
<b>4479</b>	The low word of Scale Low data is on Ext72		R
<b>4480</b>	The high word of Scale Low data is on Ext72		R

<b>4481</b>	The low word of Scale Low data is on Ext73		R
<b>4482</b>	The high word of Scale Low data is on Ext73		R
<b>4483</b>	The low word of Scale Low data is on Ext74		R
<b>4484</b>	The high word of Scale Low data is on Ext74		R
<b>4485</b>	The low word of Scale Low data is on Ext75		R
<b>4486</b>	The high word of Scale Low data is on Ext75		R
<b>4487</b>	The low word of Scale Low data is on Ext76		R
<b>4488</b>	The high word of Scale Low data is on Ext76		R
<b>4489</b>	The low word of Scale Low data is on Ext77		R
<b>4490</b>	The high word of Scale Low data is on Ext77		R
<b>4491</b>	The low word of Scale Low data is on Ext78		R
<b>4492</b>	The high word of Scale Low data is on Ext78		R
<b>4493</b>	The low word of Scale Low data is on Ext79		R
<b>4494</b>	The high word of Scale Low data is on Ext79		R
<b>4495</b>	The low word of Scale Low data is on Ext80		R
<b>4496</b>	The high word of Scale Low data is on Ext80		R
<b>4497</b>	The low word of Scale Low data is on Ext81		R
<b>4498</b>	The high word of Scale Low data is on Ext81		R
<b>4499</b>	The low word of Scale Low data is on Ext82		R
<b>4500</b>	The high word of Scale Low data is on Ext82		R
<b>4501</b>	The low word of Scale Low data is on Ext83		R
<b>4502</b>	The high word of Scale Low data is on Ext83		R
<b>4503</b>	The low word of Scale Low data is on Ext84		R
<b>4504</b>	The high word of Scale Low data is on Ext84		R
<b>4505</b>	The low word of Scale Low data is on Ext85		R
<b>4506</b>	The high word of Scale Low data is on Ext85		R
<b>4507</b>	The low word of Scale Low data is on Ext86		R
<b>4508</b>	The high word of Scale Low data is on Ext86		R
<b>4509</b>	The low word of Scale Low data is on Ext87		R
<b>4510</b>	The high word of Scale Low data is on Ext87		R
<b>4511</b>	The low word of Scale Low data is on Ext88		R
<b>4512</b>	The high word of Scale Low data is on Ext88		R
<b>4513</b>	The low word of Scale Low data is on Ext89		R
<b>4514</b>	The high word of Scale Low data is on Ext89		R
<b>4515</b>	The low word of Scale Low data is on Ext90		R
<b>4516</b>	The high word of Scale Low data is on Ext90		R
<b>4517</b>	The low word of Scale Low data is on Ext91		R
<b>4518</b>	The high word of Scale Low data is on Ext91		R
<b>4519</b>	The low word of Scale Low data is on Ext92		R
<b>4520</b>	The high word of Scale Low data is on Ext92		R
<b>4521</b>	The low word of Scale Low data is on Ext93		R
<b>4522</b>	The high word of Scale Low data is on Ext93		R
<b>4523</b>	The low word of Scale Low data is on Ext94		R
<b>4524</b>	The high word of Scale Low data is on Ext94		R
<b>4525</b>	The low word of Scale Low data is on Ext95		R
<b>4526</b>	The high word of Scale Low data is on Ext95		R
<b>4527</b>	The low word of Scale Low data is on Ext96		R
<b>4528</b>	The high word of Scale Low data is on Ext96		R



**Note:**

○,1 The Scale Low / High can be modified when the type is Linear.

How to calculate Modbus Scale Low / High:

Step 1: Calculate  $\Delta$ Scale Range,  $\Delta$ Scale Range = Scale High - Scale Low

Step 2: Calculate Modbus Range, Modbus  $\Delta$ Scale Range =  $\Delta$ Scale Range \* 1.2

Step 3: Calculate Modbus Low: Scale Low - (Modbus  $\Delta$ Scale Range -  $\Delta$ Scale Range)

Calculate Modbus Scale High: Scale High + (Modbus  $\Delta$ Scale Range -  $\Delta$ Scale Range)

Step 4: To convert the Modbus Scale Low / High value to DWord value

For example: Scale Low is 0, Scale High is 10

Step 1:  $\Delta$ Scale Range = Scale High - Scale Low = 10 - 0 = 10

Step 2: Modbus  $\Delta$ Scale Range =  $\Delta$ Scale Range \* 1.2 = 12

Step 3: Modbus Scale Low = Scale Low - (Modbus  $\Delta$ Scale Range -  $\Delta$ Scale Range) = 0 - (12 - 10) = 0 - 2 = -2

Modbus Scale High = Scale High + (Modbus  $\Delta$ Scale Range -  $\Delta$ Scale Range) = 10 + (12 - 10) = 10 + 2 = 12

Step 4: Convert the Modbus Scale Low value to DWord value :

$$\frac{((-2 * DP Value) - (-2147483648))}{(2147483647 - (-2147483648))} * 4294967295$$

The DP Value is 1000 when the DP is 3 =>

$$\frac{(-2000 - (-2147483648))}{(2147483647 - (-2147483648))} * 4294967295 = 2147481648$$

Convert the Modbus Scale High value to DWord value :

$$\frac{((12 * DP Value) - (-2147483648))}{(2147483647 - (-2147483648))} * 4294967295$$

The DP Value is 1000 when the DP is 3 =>

$$\frac{(12000 - (-2147483648))}{(2147483647 - (-2147483648))} * 4294967295 = 2147495648$$

Convert DWord value to real Scale Low value :

Real Scale Low Value =  $\frac{(((DWord Value - 0) * 4294967295) / 4294967295) + (-2147483648)}{DP Value}$

DP	DP Value
0	1
1	10
2	100
3	1000
4	10000
5	100000

**3.4 Modbus Scale High Area (DWord Type)**

Modbus Address	Register Name	Note	Access
6001	The low word of Scale High data is on AI1	○,1	R/W
6002	The high word of Scale High data is on AI1	○,1	R/W
6003	The low word of Scale High data is on AI2	○,1	R/W
6004	The high word of Scale High data is on AI2	○,1	R/W
6005	The low word of Scale High data is on AI3	○,1	R/W
6006	The high word of Scale High data is on AI3	○,1	R/W
6007	The low word of Scale High data is on AI4	○,1	R/W
6008	The high word of Scale High data is on AI4	○,1	R/W
6009	The low word of Scale High data is on AI5	○,1	R/W
6010	The high word of Scale High data is on AI5	○,1	R/W
6011	The low word of Scale High data is on AI6	○,1	R/W
6012	The high word of Scale High data is on AI6	○,1	R/W
6013	The low word of Scale High data is on AI7	○,1	R/W
6014	The high word of Scale High data is on AI7	○,1	R/W
6015	The low word of Scale High data is on AI8	○,1	R/W
6016	The high word of Scale High data is on AI8	○,1	R/W
6017	The low word of Scale High data is on AI9	○,1	R/W
6018	The high word of Scale High data is on AI9	○,1	R/W
6019	The low word of Scale High data is on AI10	○,1	R/W
6020	The high word of Scale High data is on AI10	○,1	R/W
6021	The low word of Scale High data is on AI11	○,1	R/W
6022	The high word of Scale High data is on AI11	○,1	R/W
6023	The low word of Scale High data is on AI12	○,1	R/W
6024	The high word of Scale High data is on AI12	○,1	R/W
6025	The low word of Scale High data is on AI13	○,1	R/W
6026	The high word of Scale Low data is on AI13	○,1	R/W
6027	The low word of Scale High data is on AI14	○,1	R/W
6028	The high word of Scale High data is on AI14	○,1	R/W
6029	The low word of Scale High data is on AI15	○,1	R/W
6030	The high word of Scale High data is on AI15	○,1	R/W
6031	The low word of Scale High data is on AI16	○,1	R/W
6032	The high word of Scale High data is on AI16	○,1	R/W
6033	The low word of Scale High data is on AI17	○,1	R/W
6034	The high word of Scale High data is on AI17	○,1	R/W
6035	The low word of Scale High data is on AI18	○,1	R/W
6036	The high word of Scale High data is on AI18	○,1	R/W
6037	The low word of Scale High data is on AI19	○,1	R/W
6038	The high word of Scale High data is on AI19	○,1	R/W
6039	The low word of Scale High data is on AI20	○,1	R/W
6040	The high word of Scale High data is on AI20	○,1	R/W
6041	The low word of Scale High data is on AI21	○,1	R/W
6042	The high word of Scale High data is on AI21	○,1	R/W
6043	The low word of Scale High data is on AI22	○,1	R/W
6044	The high word of Scale High data is on AI22	○,1	R/W
6045	The low word of Scale High data is on AI23	○,1	R/W
6046	The high word of Scale High data is on AI23	○,1	R/W
6047	The low word of Scale High data is on AI24	○,1	R/W
6048	The high word of Scale High data is on AI24	○,1	R/W
6049	The low word of Scale High data is on AI25	○,1	R/W
6050	The high word of Scale High data is on AI25	○,1	R/W
6051	The low word of Scale High data is on AI26	○,1	R/W

<b>6052</b>	The high word of Scale High data is on AI26	○,1	R/W
<b>6053</b>	The low word of Scale High data is on AI27	○,1	R/W
<b>6054</b>	The high word of Scale High data is on AI27	○,1	R/W
<b>6055</b>	The low word of Scale High data is on AI28	○,1	R/W
<b>6056</b>	The high word of Scale High data is on AI28	○,1	R/W
<b>6057</b>	The low word of Scale High data is on AI29	○,1	R/W
<b>6058</b>	The high word of Scale High data is on AI29	○,1	R/W
<b>6059</b>	The low word of Scale High data is on AI30	○,1	R/W
<b>6060</b>	The high word of Scale High data is on AI30	○,1	R/W
<b>6061</b>	The low word of Scale High data is on AI31	○,1	R/W
<b>6062</b>	The high word of Scale High data is on AI31	○,1	R/W
<b>6063</b>	The low word of Scale High data is on AI32	○,1	R/W
<b>6064</b>	The high word of Scale High data is on AI32	○,1	R/W
<b>6065</b>	The low word of Scale High data is on AI33	○,1	R/W
<b>6066</b>	The high word of Scale High data is on AI33	○,1	R/W
<b>6067</b>	The low word of Scale High data is on AI34	○,1	R/W
<b>6068</b>	The high word of Scale High data is on AI34	○,1	R/W
<b>6069</b>	The low word of Scale High data is on AI35	○,1	R/W
<b>6070</b>	The high word of Scale High data is on AI35	○,1	R/W
<b>6071</b>	The low word of Scale High data is on AI36	○,1	R/W
<b>6072</b>	The high word of Scale High data is on AI36	○,1	R/W
<b>6073</b>	The low word of Scale High data is on AI37	○,1	R/W
<b>6074</b>	The high word of Scale High data is on AI37	○,1	R/W
<b>6075</b>	The low word of Scale High data is on AI38	○,1	R/W
<b>6076</b>	The high word of Scale High data is on AI38	○,1	R/W
<b>6077</b>	The low word of Scale High data is on AI39	○,1	R/W
<b>6078</b>	The high word of Scale High data is on AI39	○,1	R/W
<b>6079</b>	The low word of Scale High data is on AI40	○,1	R/W
<b>6080</b>	The high word of Scale High data is on AI40	○,1	R/W
<b>6081</b>	The low word of Scale High data is on AI41	○,1	R/W
<b>6082</b>	The high word of Scale High data is on AI41	○,1	R/W
<b>6083</b>	The low word of Scale High data is on AI42	○,1	R/W
<b>6084</b>	The high word of Scale High data is on AI42	○,1	R/W
<b>6085</b>	The low word of Scale High data is on AI43	○,1	R/W
<b>6086</b>	The high word of Scale High data is on AI43	○,1	R/W
<b>6087</b>	The low word of Scale High data is on AI44	○,1	R/W
<b>6088</b>	The high word of Scale High data is on AI44	○,1	R/W
<b>6089</b>	The low word of Scale High data is on AI45	○,1	R/W
<b>6090</b>	The high word of Scale High data is on AI45	○,1	R/W
<b>6091</b>	The low word of Scale High data is on AI46	○,1	R/W
<b>6492</b>	The high word of Scale High data is on AI46	○,1	R/W
<b>6093</b>	The low word of Scale High data is on AI47	○,1	R/W
<b>6094</b>	The high word of Scale High data is on AI47	○,1	R/W
<b>6095</b>	The low word of Scale High data is on AI48	○,1	R/W
<b>6096</b>	The high word of Scale High data is on AI48	○,1	R/W
<b>6097</b>	The low word of Scale High data is on DI1		R
<b>6098</b>	The high word of Scale High data is on DI1		R
<b>6099</b>	The low word of Scale High data is on DI2		R
<b>6100</b>	The high word of Scale High data is on DI2		R
<b>6101</b>	The low word of Scale High data is on DI3		R
<b>6102</b>	The high word of Scale High data is on DI3		R
<b>6103</b>	The low word of Scale High data is on DI4		R
<b>6104</b>	The high word of Scale High data is on DI4		R

<b>6105</b>	The low word of Scale High data is on DI5		R
<b>6106</b>	The high word of Scale High data is on DI5		R
<b>6107</b>	The low word of Scale High data is on DI6		R
<b>6108</b>	The high word of Scale High data is on DI6		R
<b>6109</b>	The low word of Scale High data is on DI7		R
<b>6110</b>	The high word of Scale High data is on DI7		R
<b>6111</b>	The low word of Scale High data is on DI8		R
<b>6112</b>	The high word of Scale High data is on DI8		R
<b>6113</b>	The low word of Scale High data is on DI9		R
<b>6114</b>	The high word of Scale High data is on DI9		R
<b>6115</b>	The low word of Scale High data is on DI10		R
<b>6116</b>	The high word of Scale High data is on DI10		R
<b>6117</b>	The low word of Scale High data is on DI11		R
<b>6118</b>	The high word of Scale High data is on DI11		R
<b>6119</b>	The low word of Scale High data is on DI12		R
<b>6120</b>	The high word of Scale High data is on DI12		R
<b>6121</b>	The low word of Scale High data is on DI13		R
<b>6122</b>	The high word of Scale High data is on DI13		R
<b>6123</b>	The low word of Scale High data is on DI14		R
<b>6124</b>	The high word of Scale High data is on DI14		R
<b>6125</b>	The low word of Scale High data is on DI15		R
<b>6126</b>	The high word of Scale High data is on DI15		R
<b>6127</b>	The low word of Scale High data is on DI16		R
<b>6128</b>	The high word of Scale High data is on DI16		R
<b>6129</b>	The low word of Scale High data is on DI17		R
<b>6130</b>	The high word of Scale High data is on DI17		R
<b>6131</b>	The low word of Scale High data is on DI18		R
<b>6132</b>	The high word of Scale High data is on DI18		R
<b>6133</b>	The low word of Scale High data is on DI19		R
<b>6134</b>	The high word of Scale High data is on DI19		R
<b>6135</b>	The low word of Scale High data is on DI20		R
<b>6136</b>	The high word of Scale High data is on DI20		R
<b>6137</b>	The low word of Scale High data is on DI21		R
<b>6138</b>	The high word of Scale High data is on DI21		R
<b>6139</b>	The low word of Scale High data is on DI22		R
<b>6140</b>	The high word of Scale High data is on DI22		R
<b>6141</b>	The low word of Scale High data is on DI23		R
<b>6142</b>	The high word of Scale High data is on DI23		R
<b>6143</b>	The low word of Scale High data is on DI24		R
<b>6144</b>	The high word of Scale High data is on DI24		R
<b>6145</b>	The low word of Scale High data is on DO1		R
<b>6146</b>	The high word of Scale High data is on DO1		R
<b>6147</b>	The low word of Scale High data is on DO2		R
<b>6148</b>	The high word of Scale High data is on DO2		R
<b>6149</b>	The low word of Scale High data is on DO3		R
<b>6150</b>	The high word of Scale High data is on DO3		R
<b>6151</b>	The low word of Scale High data is on DO4		R
<b>6152</b>	The high word of Scale High data is on DO4		R
<b>6153</b>	The low word of Scale High data is on DO5		R
<b>6154</b>	The high word of Scale High data is on DO5		R
<b>6155</b>	The low word of Scale High data is on DO6		R
<b>6156</b>	The high word of Scale High data is on DO6		R
<b>6157</b>	The low word of Scale High data is on DO7		R
<b>6158</b>	The high word of Scale High data is on DO7		R
<b>6159</b>	The low word of Scale High data is on DO8		R
<b>6160</b>	The high word of Scale High data is on DO8		R

<b>6161</b>	The low word of Scale High data is on DO9		R
<b>6162</b>	The high word of Scale High data is on DO9		R
<b>6163</b>	The low word of Scale High data is on DO10		R
<b>6164</b>	The high word of Scale High data is on DO10		R
<b>6165</b>	The low word of Scale High data is on DO11		R
<b>6166</b>	The high word of Scale High data is on DO11		R
<b>6167</b>	The low word of Scale High data is on DO12		R
<b>6168</b>	The high word of Scale High data is on DO12		R
<b>6169</b>	The low word of Scale High data is on DO13		R
<b>6170</b>	The high word of Scale High data is on DO13		R
<b>6171</b>	The low word of Scale High data is on DO14		R
<b>6172</b>	The high word of Scale High data is on DO14		R
<b>6173</b>	The low word of Scale High data is on DO15		R
<b>6174</b>	The high word of Scale High data is on DO15		R
<b>6175</b>	The low word of Scale High data is on DO16		R
<b>6176</b>	The high word of Scale High data is on DO16		R
<b>6177</b>	The low word of Scale High data is on DO17		R
<b>6178</b>	The high word of Scale High data is on DO17		R
<b>6179</b>	The low word of Scale High data is on DO18		R
<b>6180</b>	The high word of Scale High data is on DO18		R
<b>6181</b>	The low word of Scale High data is on DO19		R
<b>6182</b>	The high word of Scale High data is on DO19		R
<b>6183</b>	The low word of Scale High data is on DO20		R
<b>6184</b>	The high word of Scale High data is on DO20		R
<b>6185</b>	The low word of Scale High data is on DO21		R
<b>6186</b>	The high word of Scale High data is on DO21		R
<b>6187</b>	The low word of Scale High data is on DO22		R
<b>6188</b>	The high word of Scale High data is on DO22		R
<b>6189</b>	The low word of Scale High data is on DO23		R
<b>6190</b>	The high word of Scale High data is on DO23		R
<b>6191</b>	The low word of Scale High data is on DO24		R
<b>6192</b>	The high word of Scale High data is on DO24		R
<b>6193</b>	The low word of Scale High data is on AO1		R
<b>6194</b>	The high word of Scale High data is on AO1		R
<b>6195</b>	The low word of Scale High data is on AO2		R
<b>6196</b>	The high word of Scale High data is on AO2		R
<b>6197</b>	The low word of Scale High data is on AO3		R
<b>6198</b>	The high word of Scale High data is on AO3		R
<b>6199</b>	The low word of Scale High data is on AO4		R
<b>6200</b>	The high word of Scale High data is on AO4		R
<b>6201</b>	The low word of Scale High data is on AO5		R
<b>6202</b>	The high word of Scale High data is on AO5		R
<b>6203</b>	The low word of Scale High data is on AO6		R
<b>6204</b>	The high word of Scale High data is on AO6		R
<b>6205</b>	The low word of Scale High data is on AO7		R
<b>6206</b>	The high word of Scale High data is on AO7		R
<b>6207</b>	The low word of Scale High data is on AO8		R
<b>6208</b>	The high word of Scale High data is on AO8		R
<b>6209</b>	The low word of Scale High data is on AO9		R
<b>6210</b>	The high word of Scale High data is on AO9		R
<b>6211</b>	The low word of Scale High data is on AO10		R
<b>6212</b>	The high word of Scale High data is on AO10		R
<b>6213</b>	The low word of Scale High data is on AO11		R
<b>6214</b>	The high word of Scale High data is on AO11		R
<b>6215</b>	The low word of Scale High data is on AO12		R
<b>6216</b>	The high word of Scale High data is on AO12		R

<b>6217</b>	The low word of Scale High data is on Math1		R
<b>6218</b>	The high word of Scale High data is on Math1		R
<b>6219</b>	The low word of Scale High data is on Math2		R
<b>6220</b>	The high word of Scale High data is on Math2		R
<b>6221</b>	The low word of Scale High data is on Math3		R
<b>6222</b>	The high word of Scale High data is on Math3		R
<b>6223</b>	The low word of Scale High data is on Math4		R
<b>6224</b>	The high word of Scale High data is on Math4		R
<b>6225</b>	The low word of Scale High data is on Math5		R
<b>6226</b>	The high word of Scale High data is on Math5		R
<b>6227</b>	The low word of Scale High data is on Math6		R
<b>6228</b>	The high word of Scale High data is on Math6		R
<b>6229</b>	The low word of Scale High data is on Math7		R
<b>6230</b>	The high word of Scale High data is on Math7		R
<b>6231</b>	The low word of Scale High data is on Math8		R
<b>6232</b>	The high word of Scale High data is on Math8		R
<b>6233</b>	The low word of Scale High data is on Math9		R
<b>6234</b>	The high word of Scale High data is on Math9		R
<b>6235</b>	The low word of Scale High data is on Math10		R
<b>6236</b>	The high word of Scale High data is on Math10		R
<b>6237</b>	The low word of Scale High data is on Math11		R
<b>6238</b>	The high word of Scale High data is on Math11		R
<b>6239</b>	The low word of Scale High data is on Math12		R
<b>6240</b>	The high word of Scale High data is on Math12		R
<b>6241</b>	The low word of Scale High data is on Math13		R
<b>6242</b>	The high word of Scale High data is on Math13		R
<b>6243</b>	The low word of Scale High data is on Math14		R
<b>6244</b>	The high word of Scale High data is on Math14		R
<b>6245</b>	The low word of Scale High data is on Math15		R
<b>6246</b>	The high word of Scale High data is on Math15		R
<b>6247</b>	The low word of Scale High data is on Math16		R
<b>6248</b>	The high word of Scale High data is on Math16		R
<b>6249</b>	The low word of Scale High data is on Math17		R
<b>6250</b>	The high word of Scale High data is on Math17		R
<b>6251</b>	The low word of Scale High data is on Math18		R
<b>6252</b>	The high word of Scale High data is on Math18		R
<b>6253</b>	The low word of Scale High data is on Math19		R
<b>6254</b>	The high word of Scale High data is on Math19		R
<b>6255</b>	The low word of Scale High data is on Math20		R
<b>6256</b>	The high word of Scale High data is on Math20		R
<b>6257</b>	The low word of Scale High data is on Math21		R
<b>6258</b>	The high word of Scale High data is on Math21		R
<b>6259</b>	The low word of Scale High data is on Math22		R
<b>6260</b>	The high word of Scale High data is on Math22		R
<b>6261</b>	The low word of Scale High data is on Math23		R
<b>6262</b>	The high word of Scale High data is on Math23		R
<b>6263</b>	The low word of Scale High data is on Math24		R
<b>6264</b>	The high word of Scale High data is on Math24		R
<b>6265</b>	The low word of Scale High data is on Math25	Maximum : 5	R
<b>6266</b>	The high word of Scale High data is on Math25		R
<b>6267</b>	The low word of Scale High data is on Math26		R
<b>6268</b>	The high word of Scale High data is on Math26		R
<b>6269</b>	The low word of Scale High data is on Math27		R
<b>6270</b>	The high word of Scale High data is on Math27		R
<b>6271</b>	The low word of Scale High data is on Math28		R
<b>6272</b>	The high word of Scale High data is on Math28		R

<b>6273</b>	The low word of Scale High data is on Math29		R
<b>6274</b>	The high word of Scale High data is on Math29		R
<b>6275</b>	The low word of Scale High data is on Math30		R
<b>6276</b>	The high word of Scale High data is on Math30		R
<b>6277</b>	The low word of Scale High data is on Math31		R
<b>6278</b>	The high word of Scale High data is on Math31		R
<b>6279</b>	The low word of Scale High data is on Math32		R
<b>6280</b>	The high word of Scale High data is on Math32		R
<b>6281</b>	The low word of Scale High data is on Math33		R
<b>6282</b>	The high word of Scale High data is on Math33		R
<b>6283</b>	The low word of Scale High data is on Math34		R
<b>6284</b>	The high word of Scale High data is on Math34		R
<b>6285</b>	The low word of Scale High data is on Math35		R
<b>6286</b>	The high word of Scale High data is on Math35		R
<b>6287</b>	The low word of Scale High data is on Math36		R
<b>6288</b>	The high word of Scale High data is on Math36		R
<b>6289</b>	The low word of Scale High data is on Math37		R
<b>6290</b>	The high word of Scale High data is on Math37		R
<b>6291</b>	The low word of Scale High data is on Math38		R
<b>6292</b>	The high word of Scale High data is on Math38		R
<b>6293</b>	The low word of Scale High data is on Math39		R
<b>6294</b>	The high word of Scale High data is on Math39		R
<b>6295</b>	The low word of Scale High data is on Math40		R
<b>6296</b>	The high word of Scale High data is on Math40		R
<b>6297</b>	The low word of Scale High data is on Math41		R
<b>6298</b>	The high word of Scale High data is on Math41		R
<b>6299</b>	The low word of Scale High data is on Math42		R
<b>6300</b>	The high word of Scale High data is on Math42		R
<b>6301</b>	The low word of Scale High data is on Math43		R
<b>6302</b>	The high word of Scale High data is on Math43		R
<b>6303</b>	The low word of Scale High data is on Math44		R
<b>6304</b>	The high word of Scale High data is on Math44		R
<b>6305</b>	The low word of Scale High data is on Math45		R
<b>6306</b>	The high word of Scale High data is on Math45		R
<b>6307</b>	The low word of Scale High data is on Math46		R
<b>6308</b>	The high word of Scale High data is on Math46		R
<b>6309</b>	The low word of Scale High data is on Math47		R
<b>6310</b>	The high word of Scale High data is on Math47		R
<b>6311</b>	The low word of Scale High data is on Math48		R
<b>6312</b>	The high word of Scale High data is on Math48		R
<b>6313</b>	The low word of Scale High data is on Math49		R
<b>6314</b>	The high word of Scale High data is on Math49		R
<b>6315</b>	The low word of Scale High data is on Math50		R
<b>6316</b>	The high word of Scale High data is on Math50		R
<b>6317</b>	The low word of Scale High data is on Math51		R
<b>6318</b>	The high word of Scale High data is on Math51		R
<b>6319</b>	The low word of Scale High data is on Math52		R
<b>6320</b>	The high word of Scale High data is on Math52		R
<b>6321</b>	The low word of Scale High data is on Math53		R
<b>6322</b>	The high word of Scale High data is on Math53		R
<b>6323</b>	The low word of Scale High data is on Math54		R
<b>6324</b>	The high word of Scale High data is on Math54		R
<b>6325</b>	The low word of Scale High data is on Math55		R
<b>6326</b>	The high word of Scale High data is on Math55		R
<b>6327</b>	The low word of Scale High data is on Math56		R
<b>6328</b>	The high word of Scale High data is on Math56		R

<b>6329</b>	The low word of Scale High data is on Math57		R
<b>6330</b>	The high word of Scale High data is on Math57		R
<b>6331</b>	The low word of Scale High data is on Math58		R
<b>6332</b>	The high word of Scale High data is on Math58		R
<b>6333</b>	The low word of Scale High data is on Math59		R
<b>6334</b>	The high word of Scale High data is on Math59		R
<b>6335</b>	The low word of Scale High data is on Math60		R
<b>6336</b>	The high word of Scale High data is on Math60		R
<b>6337</b>	The low word of Scale High data is on Ext1		R
<b>6338</b>	The high word of Scale High data is on Ext1		R
<b>6339</b>	The low word of Scale High data is on Ext2		R
<b>6340</b>	The high word of Scale High data is on Ext2		R
<b>6341</b>	The low word of Scale High data is on Ext3		R
<b>6342</b>	The high word of Scale High data is on Ext3		R
<b>6343</b>	The low word of Scale High data is on Ext4		R
<b>6344</b>	The high word of Scale High data is on Ext4		R
<b>6345</b>	The low word of Scale High data is on Ext5		R
<b>6346</b>	The high word of Scale High data is on Ext5		R
<b>6347</b>	The low word of Scale High data is on Ext6		R
<b>6348</b>	The high word of Scale High data is on Ext6		R
<b>6349</b>	The low word of Scale High data is on Ext7		R
<b>6350</b>	The high word of Scale High data is on Ext7		R
<b>6351</b>	The low word of Scale High data is on Ext8		R
<b>6352</b>	The high word of Scale High data is on Ext8		R
<b>6353</b>	The low word of Scale High data is on Ext9		R
<b>6354</b>	The high word of Scale High data is on Ext9		R
<b>6355</b>	The low word of Scale High data is on Ext10		R
<b>6356</b>	The high word of Scale High data is on Ext10		R
<b>6357</b>	The low word of Scale High data is on Ext11		R
<b>6358</b>	The high word of Scale High data is on Ext11		R
<b>6359</b>	The low word of Scale High data is on Ext12		R
<b>6360</b>	The high word of Scale High data is on Ext12		R
<b>6361</b>	The low word of Scale High data is on Ext13		R
<b>6362</b>	The high word of Scale High data is on Ext13		R
<b>6363</b>	The low word of Scale High data is on Ext14		R
<b>6364</b>	The high word of Scale High data is on Ext14		R
<b>6365</b>	The low word of Scale High data is on Ext15		R
<b>6366</b>	The high word of Scale High data is on Ext15		R
<b>6367</b>	The low word of Scale High data is on Ext16		R
<b>6368</b>	The high word of Scale High data is on Ext16		R
<b>6369</b>	The low word of Scale High data is on Ext17		R
<b>6370</b>	The high word of Scale High data is on Ext17		R
<b>6371</b>	The low word of Scale High data is on Ext18		R
<b>6372</b>	The high word of Scale High data is on Ext18		R
<b>6373</b>	The low word of Scale High data is on Ext19		R
<b>6374</b>	The high word of Scale High data is on Ext19		R
<b>6375</b>	The low word of Scale High data is on Ext20		R
<b>6376</b>	The high word of Scale High data is on Ext20		R
<b>6377</b>	The low word of Scale High data is on Ext21		R
<b>6378</b>	The high word of Scale High data is on Ext21		R
<b>6379</b>	The low word of Scale High data is on Ext22		R
<b>6380</b>	The high word of Scale High data is on Ext22		R
<b>6381</b>	The low word of Scale High data is on Ext23		R
<b>6382</b>	The high word of Scale High data is on Ext23		R
<b>6383</b>	The low word of Scale High data is on Ext24		R
<b>6384</b>	The high word of Scale High data is on Ext24		R



<b>6385</b>	The low word of Scale High data is on Ext25		R
<b>6386</b>	The high word of Scale High data is on Ext25		R
<b>6387</b>	The low word of Scale High data is on Ext26		R
<b>6388</b>	The high word of Scale High data is on Ext26		R
<b>6389</b>	The low word of Scale High data is on Ext27		R
<b>6390</b>	The high word of Scale High data is on Ext27		R
<b>6391</b>	The low word of Scale High data is on Ext28		R
<b>6392</b>	The high word of Scale High data is on Ext28		R
<b>6393</b>	The low word of Scale High data is on Ext29		R
<b>6394</b>	The high word of Scale High data is on Ext29		R
<b>6395</b>	The low word of Scale High data is on Ext30		R
<b>6396</b>	The high word of Scale High data is on Ext30		R
<b>6397</b>	The low word of Scale High data is on Ext31		R
<b>6398</b>	The high word of Scale High data is on Ext31		R
<b>6399</b>	The low word of Scale High data is on Ext32		R
<b>6400</b>	The high word of Scale High data is on Ext32		R
<b>6401</b>	The low word of Scale High data is on Ext33		R
<b>6402</b>	The high word of Scale High data is on Ext33		R
<b>6403</b>	The low word of Scale High data is on Ext34		R
<b>6404</b>	The high word of Scale High data is on Ext34		R
<b>6405</b>	The low word of Scale High data is on Ext35		R
<b>6406</b>	The high word of Scale High data is on Ext35		R
<b>6407</b>	The low word of Scale High data is on Ext36		R
<b>6408</b>	The high word of Scale High data is on Ext36		R
<b>6409</b>	The low word of Scale High data is on Ext37		R
<b>6410</b>	The high word of Scale High data is on Ext37		R
<b>6411</b>	The low word of Scale High data is on Ext38		R
<b>6412</b>	The high word of Scale High data is on Ext38		R
<b>6413</b>	The low word of Scale High data is on Ext39		R
<b>6414</b>	The high word of Scale High data is on Ext39		R
<b>6415</b>	The low word of Scale High data is on Ext40		R
<b>6416</b>	The high word of Scale High data is on Ext40		R
<b>6417</b>	The low word of Scale High data is on Ext41		R
<b>6418</b>	The high word of Scale High data is on Ext41		R
<b>6419</b>	The low word of Scale High data is on Ext42		R
<b>6420</b>	The high word of Scale High data is on Ext42		R
<b>6421</b>	The low word of Scale High data is on Ext43		R
<b>6422</b>	The high word of Scale High data is on Ext43		R
<b>6423</b>	The low word of Scale High data is on Ext44		R
<b>6424</b>	The high word of Scale High data is on Ext44		R
<b>6425</b>	The low word of Scale High data is on Ext45		R
<b>6426</b>	The high word of Scale High data is on Ext45		R
<b>6427</b>	The low word of Scale High data is on Ext46		R
<b>6428</b>	The high word of Scale High data is on Ext46		R
<b>6429</b>	The low word of Scale High data is on Ext47		R
<b>6430</b>	The high word of Scale High data is on Ext47		R
<b>6431</b>	The low word of Scale High data is on Ext48		R
<b>6432</b>	The high word of Scale High data is on Ext48		R
<b>6433</b>	The low word of Scale High data is on Ext49		R
<b>6434</b>	The high word of Scale High data is on Ext49		R
<b>6435</b>	The low word of Scale High data is on Ext50		R
<b>6436</b>	The high word of Scale High data is on Ext50		R
<b>6437</b>	The low word of Scale High data is on Ext51		R
<b>6438</b>	The high word of Scale High data is on Ext51		R
<b>6439</b>	The low word of Scale High data is on Ext52		R
<b>6440</b>	The high word of Scale High data is on Ext52		R

<b>6441</b>	The low word of Scale High data is on Ext53		R
<b>6442</b>	The high word of Scale High data is on Ext53		R
<b>6443</b>	The low word of Scale High data is on Ext54		R
<b>6444</b>	The high word of Scale High data is on Ext54		R
<b>6445</b>	The low word of Scale High data is on Ext55		R
<b>6446</b>	The high word of Scale High data is on Ext55		R
<b>6447</b>	The low word of Scale High data is on Ext56		R
<b>6448</b>	The high word of Scale High data is on Ext56		R
<b>6449</b>	The low word of Scale High data is on Ext57		R
<b>6450</b>	The high word of Scale High data is on Ext57		R
<b>6451</b>	The low word of Scale High data is on Ext58		R
<b>6452</b>	The high word of Scale High data is on Ext58		R
<b>6453</b>	The low word of Scale High data is on Ext59		R
<b>6454</b>	The high word of Scale High data is on Ext59		R
<b>6455</b>	The low word of Scale High data is on Ext60		R
<b>6456</b>	The high word of Scale High data is on Ext60		R
<b>6457</b>	The low word of Scale High data is on Ext61		R
<b>6458</b>	The high word of Scale High data is on Ext61		R
<b>6459</b>	The low word of Scale High data is on Ext62		R
<b>6460</b>	The high word of Scale High data is on Ext62		R
<b>6461</b>	The low word of Scale High data is on Ext63		R
<b>6462</b>	The high word of Scale High data is on Ext63		R
<b>6463</b>	The low word of Scale High data is on Ext64		R
<b>6464</b>	The high word of Scale High data is on Ext64		R
<b>6465</b>	The low word of Scale High data is on Ext65		R
<b>6466</b>	The high word of Scale High data is on Ext65		R
<b>6467</b>	The low word of Scale High data is on Ext66		R
<b>6468</b>	The high word of Scale High data is on Ext66		R
<b>6469</b>	The low word of Scale High data is on Ext67		R
<b>6470</b>	The high word of Scale High data is on Ext67		R
<b>6471</b>	The low word of Scale High data is on Ext68		R
<b>6472</b>	The high word of Scale High data is on Ext68		R
<b>6473</b>	The low word of Scale High data is on Ext69		R
<b>6474</b>	The high word of Scale High data is on Ext69		R
<b>6475</b>	The low word of Scale High data is on Ext70		R
<b>6476</b>	The high word of Scale High data is on Ext70		R
<b>6477</b>	The low word of Scale High data is on Ext71		R
<b>6478</b>	The high word of Scale High data is on Ext71		R
<b>6479</b>	The low word of Scale High data is on Ext72		R
<b>6480</b>	The high word of Scale High data is on Ext72		R
<b>6481</b>	The low word of Scale High data is on Ext73		R
<b>6482</b>	The high word of Scale High data is on Ext73		R
<b>6483</b>	The low word of Scale High data is on Ext74		R
<b>6484</b>	The high word of Scale High data is on Ext74		R
<b>6485</b>	The low word of Scale High data is on Ext75		R
<b>6486</b>	The high word of Scale High data is on Ext75		R
<b>6487</b>	The low word of Scale High data is on Ext76		R
<b>6488</b>	The high word of Scale High data is on Ext76		R
<b>6489</b>	The low word of Scale High data is on Ext77		R
<b>6490</b>	The high word of Scale High data is on Ext77		R
<b>6491</b>	The low word of Scale High data is on Ext78		R
<b>6492</b>	The high word of Scale High data is on Ext78		R
<b>6493</b>	The low word of Scale High data is on Ext79		R
<b>6494</b>	The high word of Scale High data is on Ext79		R
<b>6495</b>	The low word of Scale High data is on Ext80		R
<b>6496</b>	The high word of Scale High data is on Ext80		R

6497	The low word of Scale High data is on Ext81		R
6498	The high word of Scale High data is on Ext81		R
6499	The low word of Scale High data is on Ext82		R
6500	The high word of Scale High data is on Ext82		R
6501	The low word of Scale High data is on Ext83		R
6502	The high word of Scale High data is on Ext83		R
6503	The low word of Scale High data is on Ext84		R
6504	The high word of Scale High data is on Ext84		R
6505	The low word of Scale High data is on Ext85		R
6506	The high word of Scale High data is on Ext85		R
6507	The low word of Scale High data is on Ext86		R
6508	The high word of Scale High data is on Ext86		R
6509	The low word of Scale High data is on Ext87		R
6510	The high word of Scale High data is on Ext87		R
6511	The low word of Scale High data is on Ext88		R
6512	The high word of Scale High data is on Ext88		R
6513	The low word of Scale High data is on Ext89		R
6514	The high word of Scale High data is on Ext89		R
6515	The low word of Scale High data is on Ext90		R
6516	The high word of Scale High data is on Ext90		R
6517	The low word of Scale High data is on Ext91		R
6518	The high word of Scale High data is on Ext91		R
6519	The low word of Scale High data is on Ext92		R
6520	The high word of Scale High data is on Ext92		R
6521	The low word of Scale High data is on Ext93		R
6522	The high word of Scale High data is on Ext93		R
6523	The low word of Scale High data is on Ext94		R
6524	The high word of Scale High data is on Ext94		R
6525	The low word of Scale High data is on Ext95		R
6526	The high word of Scale High data is on Ext95		R
6527	The low word of Scale High data is on Ext96		R
6528	The high word of Scale High data is on Ext96		R

**Note:**

○,1 The Scale Low / High can be modified when the type is Linear.

How to calculate Modbus Scale Low / High:

Step 1: Calculate  $\Delta$ Scale Range,  $\Delta$ Scale Range = Scale High - Scale Low

Step 2: Calculate Modbus Range, Modbus  $\Delta$ Scale Range =  $\Delta$ Scale Range \* 1.2

Step 3: Calculate Modbus Low: Scale Low - (Modbus  $\Delta$ Scale Range -  $\Delta$ Scale Range)

Calculate Modbus Scale High: Scale High + (Modbus  $\Delta$ Scale Range -  $\Delta$ Scale Range)

Step 4: To convert the Modbus Scale Low / High value to DWord value

For example: Scale Low is 0, Scale High is 10

Step 1:  $\Delta$ Scale Range = Scale High - Scale Low = 10 - 0 = 10

Step 2: Modbus  $\Delta$ Scale Range =  $\Delta$ Scale Range \* 1.2 = 12

Step 3: Modbus Scale Low = Scale Low - (Modbus  $\Delta$ Scale Range -  $\Delta$ Scale Range) = 0 - (12 - 10) = 0 - 2 = -2

Modbus Scale High = Scale High + (Modbus  $\Delta$ Scale Range -  $\Delta$ Scale Range) = 10 + (12 - 10) = 10 + 2 = 12

Step 4: Convert the Modbus Scale Low value to DWord value :

$$\frac{((-2 * DP \text{ Value}) - (-2147483648))}{(2147483647 - (-2147483648))} * 4294967295$$

The DP Value is 1000 when the DP is 3 =>

$$\frac{(-2000 - (-2147483648))}{(2147483647 - (-2147483648))} * 4294967295 = 2147481648$$

Convert the Modbus Scale High value to DWord value :  

$$\frac{(((12 * \text{DP Value}) - (-2147483648)) / (2147483647 - (-2147483648))) * 4294967295}{\text{The DP Value is 1000 when the DP is 3} \Rightarrow}$$

$$\frac{(12000 - (-2147483648)) / (2147483647 - (-2147483648)) * 4294967295}{=} = 2147495648$$

Convert DWord value to real Scale High value :

Real Scale High Value =  $\frac{(((\text{DWord Value} - 0) * 4294967295) / 4294967295) + (-2147483648)}{\text{DP Value}}$

DP	DP Value
0	1
1	10
2	100
3	1000
4	10000
5	100000

### 3.5 Others (Word Type)

Modbus Address	Register Name	Note	Access
<b>11001</b>	PR Version		R
<b>11002</b>	Plus NO.	○,1	R

**Note:**

○,1:

Value	Description
0	Standard
1	Plus 1
2	Plus 2
3	Plus 3

## 4. Modbus Communication

### 4.1 Read Input Registers (Function 0x04)

The function code is used to read from 1 to 120 contiguous input registers in remote device.

#### Query

The query message specifies the starting register and quantity of registers to be read. Registers are addressed starting at zero: register 1 – 16 are addressed as 0 – 15.

Here is an example of a request to read register 0 (register type is Input Register, address is 1) from slave device 1:

Field Name	RTU example (Hex)
Slave Address	01
Function	04
Starting Address Hi	00
Starting Address Lo	00
Quantity of Registers Hi	00
Quantity of Registers Lo	01
Error Check Lo	31
Error Check Hi	CA
Total Bytes	8

#### Response

The register data in the response message are packed as two bytes per registers, with the binary contents right justified within each byte. For each register, the first byte contains the high order bits and the second contains the low order bits.

The response is return when the data is completely assembled. Here is an example of a response to the query on the opposite page:

Field Name	RTU example (Hex)
Slave Address	01
Function	04
Byte Count	02
Data Hi	00
Data Lo	0A
Error Check Lo	39
Error Check Hi	37
Total Bytes	7

### 4.2 Preset (Write) Multiple Registers (Function 0x10)

The function code is used to write a block of contiguous registers (1 to 120 registers) in remote device.

#### Query

The query message specified the register references to be preset. Registers are addressed starting at zero: register 1 is addressed as 0. The requested preset values are specified in the query data field. Data is packed as two bytes per register.

Here is an example of a request to preset two registers starting at 40001 to 00 0A and 01 02 hex in slave device 1:

Field Name	RTU example (Hex)
Slave Address	01
Function	10
Starting Address Hi	00
Starting Address Lo	00
Quantity of Registers Hi	00
Quantity of Registers Lo	02
Byte Count	04
Data Hi	00
Data Lo	0A
Data Hi	01
Data Lo	02
Error Check Lo	53

Error Check Hi	FC
Total Bytes	13

### Response

The normal response returns the slave address, function code, starting address and quantity of registers preset. Here is an example of a response to the query shown above:

Field Name	RTU example (Hex)
Slave Address	01
Function	10
Starting Address Hi	00
Starting Address Lo	00
Quantity of Registers Hi	00
Quantity of Registers Lo	02
Error Check Lo	41
Error Check Hi	C8
Total Bytes	13

### 4.3 Placing the CRC into message

When the 16 bit CRC (two 8 bit bytes) is transmitted in the message, the low order byte will be transmitted first, followed by the high order byte.

For example, if the CRC value is 1241 hex:

Slave Address	Function	Data	CRC Lo	CRC Hi
--	--	--	<b>41</b>	<b>12</b>

\* Note: Broadcast is not supported.

## 5. Sample Code

### 5.1 CRC Generation Function

An example of a C language function performing CRC generation is shown on the following pages. All of the possible CRC values are preloaded into two arrays, which are simply indexed as the function increments through the message buffer. One array contains all of the 256 possible CRC values for the high byte of the 16 bit CRC field, and the other array contains all of the values for the low byte. Indexing the CRC in this way provides faster execution than would be achieved by calculating a new CRC value with each new character from the message buffer.

```

/*****
// Parameter:
//      puchMsg -> unsigned char* puchMsg: message to calculate CRC upon
//      usDataLen -> unsigned short usDataLen: quantity of bytes in message
*****/
unsigned short CRC16(puchMsg, usDataLen)
{
    unsigned char uchCRCHi=0xFF; /* high byte of CRC initialized */
    unsigned char uchCRCLo=0xFF; /* low byte of CRC initialized */
    unsigned uIndex; /* will index into CRC lookup table */
    while (usDataLen—) /* pass through message buffer */
    {
        uIndex = uchCRCHi ^ *puchMsg++; /* calculate the CRC */
        uchCRCHi = uchCRCLo ^ uchCRCHi[uIndex];
        uchCRCLo = uchCRCLo[uIndex];
    }
    return (uchCRCHi << 8 | uchCRCLo);
}

```

#### High-Order Byte Table

/\* Table of CRC values for high-order byte \*/

```

static unsigned char auchCRCHi[] = {
0x00, 0xC1, 0x81, 0x40, 0x01, 0xC0, 0x80, 0x41, 0x01, 0xC0, 0x80, 0x41, 0x00, 0xC1, 0x81,
0x40, 0x01, 0xC0, 0x80, 0x41, 0x00, 0xC1, 0x81, 0x40, 0x00, 0xC1, 0x81, 0x40, 0x01, 0xC0,
0x80, 0x41, 0x01, 0xC0, 0x80, 0x41, 0x00, 0xC1, 0x81, 0x40, 0x00, 0xC1, 0x81, 0x40, 0x01,
0xC0, 0x80, 0x41, 0x00, 0xC1, 0x81, 0x40, 0x01, 0xC0, 0x80, 0x41, 0x01, 0xC0, 0x80, 0x41,
0x00, 0xC1, 0x81, 0x40, 0x01, 0xC0, 0x80, 0x41, 0x00, 0xC1, 0x81, 0x40, 0x00, 0xC1, 0x81,
0x40, 0x01, 0xC0, 0x80, 0x41, 0x01, 0xC0, 0x80, 0x41, 0x00, 0xC1, 0x81, 0x40, 0x00, 0xC1, 0x81,
0x40, 0x01, 0xC0, 0x80, 0x41, 0x01, 0xC0, 0x80, 0x41, 0x00, 0xC1, 0x81, 0x40, 0x01, 0xC0,
0x80, 0x41, 0x01, 0xC0, 0x80, 0x41, 0x00, 0xC1, 0x81, 0x40, 0x01, 0xC0, 0x80, 0x41, 0x01,
0xC0, 0x80, 0x41, 0x01, 0xC0, 0x80, 0x41, 0x00, 0xC1, 0x81, 0x40, 0x01, 0xC0, 0x80, 0x41,
0x00, 0xC1, 0x81, 0x40, 0x00, 0xC1, 0x81, 0x40, 0x01, 0xC0, 0x80, 0x41, 0x00, 0xC1, 0x81,
0x40, 0x01, 0xC0, 0x80, 0x41, 0x01, 0xC0, 0x80, 0x41, 0x00, 0xC1, 0x81, 0x40, 0x01, 0xC0,
0x80, 0x41, 0x00, 0xC1, 0x81, 0x40, 0x00, 0xC1, 0x81, 0x40, 0x01, 0xC0, 0x80, 0x41,
0x00, 0xC1, 0x81, 0x40, 0x01, 0xC0, 0x80, 0x41, 0x01, 0xC0, 0x80, 0x41, 0x00, 0xC1, 0x81,
0x40
};

```

#### Low-Order Byte Table

/\* Table of CRC values for low-order byte \*/

```

static char auchCRCLo[] = {
0x00, 0xC0, 0xC1, 0x01, 0xC3, 0x03, 0x02, 0xC2, 0xC6, 0x06, 0x07, 0xC7, 0x05, 0xC5, 0xC4,
0x04, 0xCC, 0x0C, 0x0D, 0xCD, 0x0F, 0xCF, 0xCE, 0x0E, 0x0A, 0xCA, 0xCB, 0x0B, 0xC9, 0x09,
0x08, 0xC8, 0xD8, 0x18, 0x19, 0xD9, 0x1B, 0xDB, 0xDA, 0x1A, 0x1E, 0xDE, 0xDF, 0x1F, 0xDD,
0x1D, 0x1C, 0xDC, 0x14, 0xD4, 0xD5, 0x15, 0xD7, 0x17, 0x16, 0xD6, 0xD2, 0x12, 0x13, 0xD3,
0x11, 0xD1, 0xD0, 0x10, 0xF0, 0x30, 0x31, 0xF1, 0x33, 0xF3, 0xF2, 0x32, 0x36, 0xF6, 0xF7,
0x37, 0xF5, 0x35, 0x34, 0xF4, 0x3C, 0xFC, 0xFD, 0x3D, 0xFF, 0x3F, 0x3E, 0xFE, 0xFA, 0x3A,

```

```

0x3B, 0xFB, 0x39, 0xF9, 0xF8, 0x38, 0x28, 0xE8, 0xE9, 0x29, 0xEB, 0x2B, 0x2A, 0xEA, 0xEE,
0x2E, 0x2F, 0xEF, 0x2D, 0xED, 0xEC, 0x2C, 0xE4, 0x24, 0x25, 0xE5, 0x27, 0xE7, 0xE6, 0x26,
0x22, 0xE2, 0xE3, 0x23, 0xE1, 0x21, 0x20, 0xE0, 0xA0, 0x60, 0x61, 0xA1, 0x63, 0xA3, 0xA2,
0x62, 0x66, 0xA6, 0xA7, 0x67, 0xA5, 0x65, 0x64, 0xA4, 0x6C, 0xAC, 0xAD, 0x6D, 0xAF, 0x6F,
0x6E, 0xAE, 0xAA, 0x6A, 0x6B, 0xAB, 0x69, 0xA9, 0xA8, 0x68, 0x78, 0xB8, 0xB9, 0x79, 0xBB,
0x7B, 0x7A, 0xBA, 0xBE, 0x7E, 0x7F, 0xBF, 0x7D, 0xBD, 0xBC, 0x7C, 0xB4, 0x74, 0x75, 0xB5,
0x77, 0xB7, 0xB6, 0x76, 0x72, 0xB2, 0xB3, 0x73, 0xB1, 0x71, 0x70, 0xB0, 0x50, 0x90, 0x91,
0x51, 0x93, 0x53, 0x52, 0x92, 0x96, 0x56, 0x57, 0x97, 0x55, 0x95, 0x94, 0x54, 0x9C, 0x5C,
0x5D, 0x9D, 0x5F, 0x9F, 0x9E, 0x5E, 0x5A, 0x9A, 0x9B, 0x5B, 0x99, 0x59, 0x58, 0x98, 0x88,
0x48, 0x49, 0x89, 0x4B, 0x8B, 0x8A, 0x4A, 0x4E, 0x8E, 0x8F, 0x4F, 0x8D, 0x4D, 0x4C, 0x8C,
0x44, 0x84, 0x85, 0x45, 0x87, 0x47, 0x46, 0x86, 0x82, 0x42, 0x43, 0x83, 0x41, 0x81, 0x80,
0x40
};

```

## 5.2 Read Data Function

```

/*****/
// Parameter:
//      Addr -> Slave ID
// StReg -> Starting Register Address
// RegQuantities -> Register Quantities
// MbsBuf -> Receive Data Buffer
/*****/
bool ReadData(unsigned char Addr, unsigned short StReg,
              unsigned short RegQuantities, unsigned char* MbsBuf)
{
    unsigned char msg[8];
    unsigned char Func = 0x04;
    unsigned short Crc;

    msg[0] = Addr;
    msg[1] = Func;
    msg[2] = HIBYTE(StReg);
    msg[3] = LOBYTE(StReg);
    msg[4] = HIBYTE(RegQuantities);
    msg[5] = LOBYTE(RegQuantities);
    Crc = CRC16(msg,6);
    msg[6] = HIBYTE(Crc);
    msg[7] = LOBYTE(Crc);
    int snd = 8; /* byte number of buffer msg */
    int rcv = (5+(RegQuantities*2));
    /* Send snd bytes content of msg to COMM port */
    /* Receive rcv bytes of response from COMM port to MbsBuf */
    if (receiving data length is same as rcv)
        return true;
    else
        return false;
}

```

## 5.3 Convert Data Function

```

/*****/
// Parameter:
//      ValueRangeLo -> Minimum value of the value range
// ValueRangeHi -> Maximum value of the value range
// ScaleLo -> Minimum value of the scale value
// ScaleHi -> Maximum value of the scale value
// RegData -> Current register data from remote device
/*****/
double ConvertData(double ValueRangeLo,

```



```

        double ValueRangeHi,
        double ScaleLo,
        double ScaleHi,
        double RegData)
    {
        double ConvertValue;

        ConvertValue = (((RegData*(ScaleHi - ScaleLo))/
            (ValueRangeHi - ValueRangeLo))
            + ScaleLo);
        return ConvertValue;
    }

```

#### 5.4 Read AI Function<sup>1</sup>

```

bool ReadAIData(void)
{
    unsigned char MsgBuf[40];
    unsigned char Addr = 1; /* Slave Id */
    unsigned short StartRegAdd = 2;
    unsigned short RegQuantities = 5;
    int ScaleLo, ScaleHi,
        ValueRangeLo, ValueRangeHi,
        AiData;
    unsigned short RegData;

    // Read register data from remote device
    ReadData(Addr, StartRegAdd, RegQuantities, MsgBuf);

    // Step 1: Parsing data for AI1
    RegData = MAKEWORD(MsgBuf[4], MsgBuf[3]);

    // Step 2: Set value range
    // Because AI data type was set as 2 bytes, the value range would be
    // showing between -32768 to 32767
    ValueRangeLo = -32768;
    ValueRangeHi = 32767;

    // Step 3: Set value range for scale
    // The default of Sensor type in AI1 is set as 『Thermocouple K Type』.
    // Scale low value is showing "-120", scale high value is showing
    // "1000"
    // Please refer to Appendix B, it will explain that how to inquire AI
    // range in PR, as for another scale range of AI, please refer to AI
    // configuration
    ScaleLo = -120;
    ScaleHi = 1000;

    // Step 4: Execute converted function
    AiData = (int)ConvertData(ValueRangeLo,
        ValueRangeHi,
        ScaleLo,
        ScaleHi,
        RegData);

    // Step 5: Repeat Step 1 to Step 4 for getting another AI data

    * Note: Please refer to Appendix C for more details.
}

```

## 5.5 Read Math Function<sup>1</sup>

```

bool ReadMathData(void)
{
    unsigned char MsgBuf[120];
    unsigned char i, j;
    unsigned char Addr = 1; /* Slave Id */
    unsigned short StartRegAdd = 201;
        unsigned short RegQuantities = (10*2); // Math data is float type, so each Math value take two
        registers
        double ScaleLo, ScaleHi, ValueRangeLo, ValueRangeHi;
        double RegData, MathData;

    // Read register data from remote device
    ReadData(Addr, StartRegAdd, RegQuantities, MsgBuf);

    // Step 1: Set value range
    // The default of Math data type was set as 4 bytes, the value range
    // will be showing between 0 to 4294967295
    ValueRangeLo = 0;
    ValueRangeHi = 4294967295;

    // Step 2: Set value range for scale
    // When the property of "Transformation" in scale was set as disable,
    // the range will be showing -2147483648 to 2147483647
    // If the property of "Transformation" in Scale was set as "Value" or
    // "Math Channel", please refer to Appendix D
    ScaleLo = -2147483648;
    ScaleHi = 2147483647;

    // Step 3: Please refer to the decimal value for the conversion of each
    Math
    switch(decimal value)
    {
        case 1:
            ScaleLo = ScaleLo / 10;
            ScaleHi = ScaleHi / 10;
            break;
        case 2:
            ScaleLo = ScaleLo / 100;
            ScaleHi = ScaleHi / 100;
            break;
        case 3:
            ScaleLo = ScaleLo / 1000;
            ScaleHi = ScaleHi / 1000;
            break;
        case 4:
            ScaleLo = ScaleLo / 10000;
            ScaleHi = ScaleHi / 10000;
            break;
        case 5:
            ScaleLo = ScaleLo / 100000;
            ScaleHi = ScaleHi / 100000;
            break;
        default:
            break;
    }

    // Step 4: Parsing data for Math1
    RegData = (UINT)MAKELONG(MAKEWORD(MsgBuf[j+1],
    MsgBuf[j]),

```

```

        MAKEWORD(MsgBuf[j+3],
                MsgBuf[j+2]));

    // Step 5: Execute converted function
    MathData = ConvertData(ValueRangeLo,
                          ValueRangeHi,
                          ScaleLo,
                          ScaleHi,
                          RegData);

    // Step 6: Repeat Step 1 to Step 5 for getting another data of Math

    * Note: Please refer to Appendix D for more details.
}

```

## 5.6 Read DI Function<sup>1</sup>

```

bool ReadDIData(void)
{
    unsigned char MsgBuf[96];
    unsigned char Addr = 1; /* Slave Id */
    unsigned short StartRegAdd = 50;
    unsigned short RegQuantities = 5;
    bool DiData;

    // Read register data from remote device
    ReadData(Addr, StartRegAdd, RegQuantities, MsgBuf);

    // Step 1: Parsing data for DI1
    DiData = (bool)MAKEWORD(MsgBuf[4], MsgBuf[3]);

    // Step 2: Repeat Step 1 for getting another DI data
}

```

## 5.7 Read AO Function<sup>1</sup>

```

bool ReadAOData(void)
{
    unsigned char MsgBuf[48];
    unsigned char Addr = 1; /* Slave Id */
    unsigned short StartRegAdd = 601;
    unsigned short RegQuantities = 5;
    unsigned short RegData;
    float AoData;

    // Read register data from remote device
    ReadData(Addr, StartRegAdd, RegQuantities, MsgBuf);

    // Because the AO expression is specific, so we need using specific
    // expression to convert the value as following:
    // Step 1: Parsing data for AO1
    RegData = MAKEWORD(MsgBuf[4], MsgBuf[3]);

    // Step2: To do converted expression for AO1
    AoData = ((RegData * 65.535)/65535)-32.768;

    // Step 3: Repeat Step 1 to Step 2 for getting another AO data

    * Note: Please refer to Appendix C for more details.
}

```

## 5.8 Read DO Function<sup>1</sup>

```

bool ReadDOData(void)
{
    unsigned char MsgBuf[48];
    unsigned char Addr = 1; /* Slave Id */
    unsigned short StartRegAdd = 74;
    unsigned short RegQuantities = 5;
    bool DoData;

    // Read register data from remote device
    ReadData(Addr, StartRegAdd, RegQuantities, MsgBuf);

    // Step 1: Parsing data for DO1
    DiData = (bool)MAKEWORD(MsgBuf[4], MsgBuf[3]);

    // Step 2: Repeat Step 1 for getting another DO data
}

```

## 5.9 Read External Function<sup>1</sup>

```

bool ReadExtData(void)
{
    unsigned char MsgBuf[128];
    unsigned char Addr = 1; /* Slave Id */
    unsigned short StartRegAdd = 401;
    unsigned short RegQuantities = 20;
    unsigned short ExtData;

    // Read register data from remote device
    ReadData(Addr, StartRegAdd, RegQuantities, MsgBuf);

    // Step 1: Parsing data for Ext1
    DiData = MAKEWORD(MsgBuf[4], MsgBuf[3]);

    // Step 2: Repeat Step 1 for getting another Ext data

    * Note: Because the Input Register Ext data is same like Holding
    Register Ext data, so the data type of the ExtData must
    according to the setting of real case, if the data type of ExtData
    is 4 bytes, please refer to "ReadMathData" function in Step 1,
    Step 2, Step 4 and Step 5 to convert data type of customer
    requirement (Such as: Int32 or UInt32 or float data type).

    * Note: If user went to use Ext register to receive AI, DI, AO, DO and
    Math data of the PR06 or PR20 or PR48, please refer to
    Appendix F, Appendix G, Appendix H and Appendix I for more
    details.
}

```

\*1: Above sample code is according to the PR20 setting, if user need changing the MsgBuf size and RegQuantities value from PR06 or PR48, please refer to the user manual.

## Appendix A

**Modbus RTU Slave / TCP Server Register data type table**

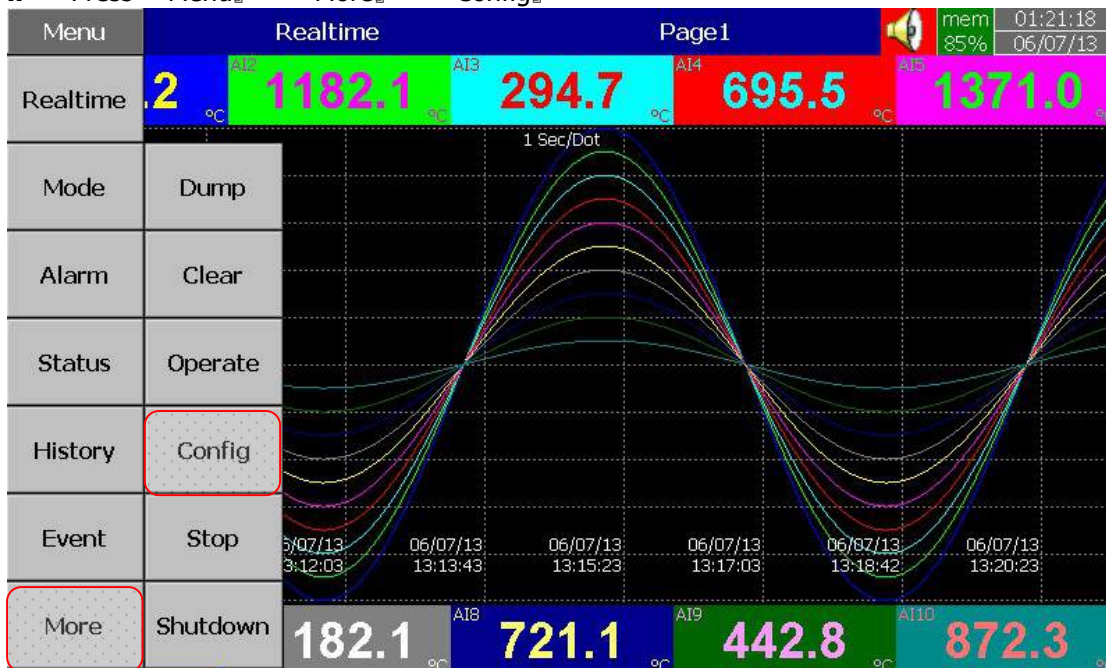
Field Name	Data Size	Data Type	Note
AI	2 Bytes	WORD	Little Endian
Math	4 Bytes	UINT32	Little Endian
DI	2 Bytes	WORD	Little Endian
AO	2 Bytes	WORD	Little Endian
DO	2 Bytes	WORD	Little Endian
External	2 Bytes / 4 Bytes	WORD / DWORD	Little Endian

**Table A-1**

## Appendix B

### Inquire AI range

i. Press 『Menu』 -> 『More』 -> 『Config』



**Fig. B-1**

ii. Please select 『AI』

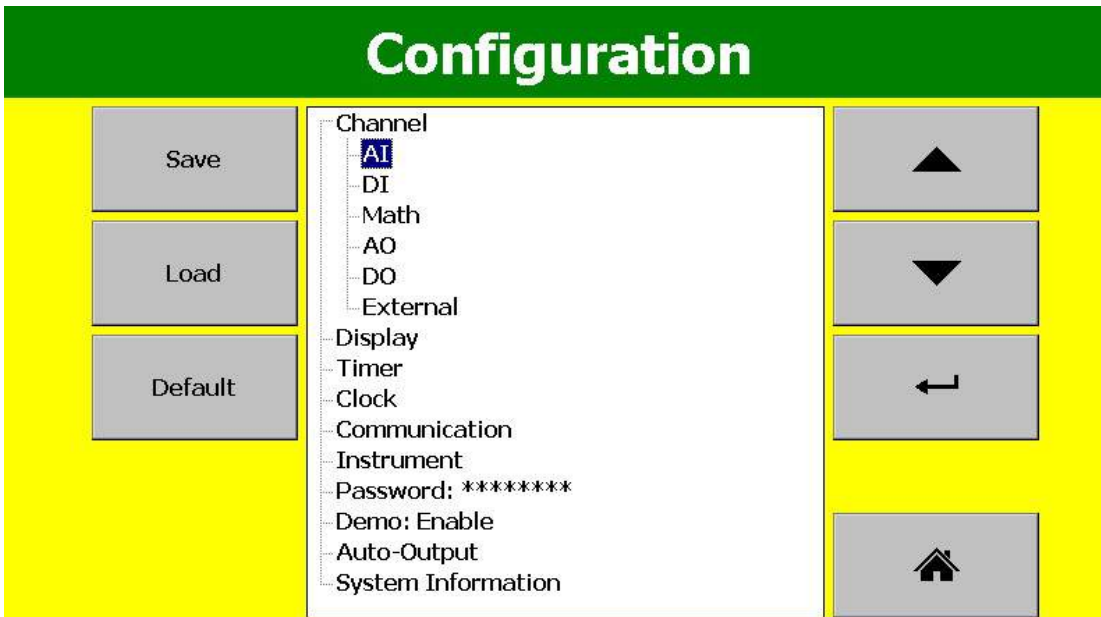
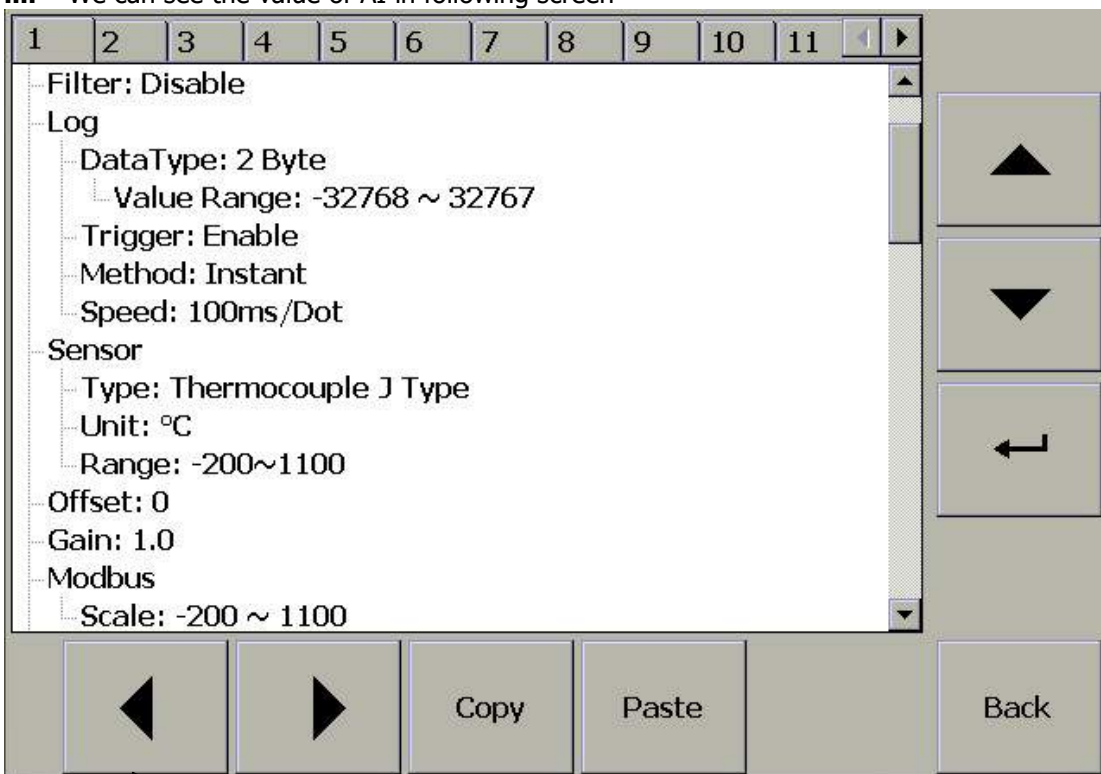


Fig. B-2

iii. We can see the value of AI in following screen



Previous AI      Next AI

Fig. B-3

## Appendix C

### AI Convert Example

How to convert the value of getting from the master site, please refer to the following formula:  
When the value of AI1 range is set between -120 ~ 1000 (Please refer to **Fig. B-3**),

If the AI value is set as 0:

$$\begin{aligned} \text{AI value} &= (((0 * (1000 - (-120)) / 65535) + (-120)) \\ &= ((0 / 65535) + (-120)) \\ &= -120 \end{aligned}$$

If the AI value is set as 65535:

$$\begin{aligned} \text{AI value} &= (((65535 * (1000 - (-120)) / 65535) + (-120)) \\ &= (((65535 * 1120) / 65535) + (-120)) \\ &= ((73399200 / 65535) + (-120)) \\ &= (1120 + (-120)) \\ &= 1000 \end{aligned}$$

If the AI value is set as 32768:

$$\begin{aligned} \text{AI value} &= (((32768 * (1000 - (-120)) / 65535) + (-120)) \\ &= (((32768 * 1120) / 65535) + (-120)) \\ &= ((36700160 / 65535) + (-120)) \\ &= (560 + (-120)) \\ &= 440 \end{aligned}$$

## Appendix D

### Math Convert Sample

#### i.1 Press 「Menu」 -> 「More」 -> 「Config」

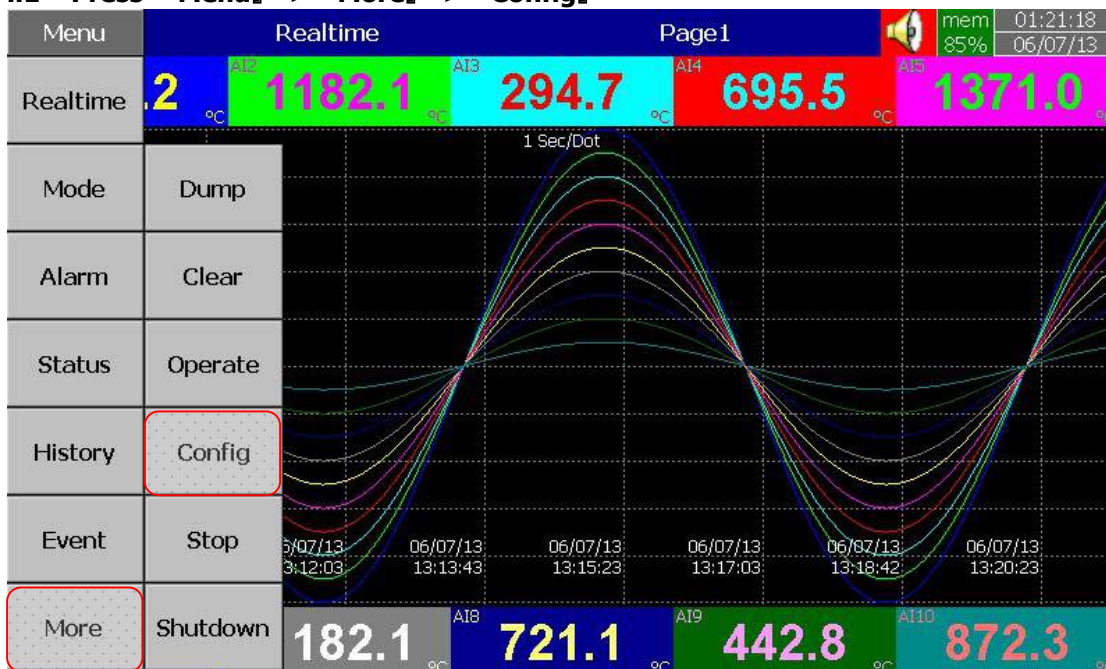


Fig. D-1

#### ii.1 Please select 「Math」

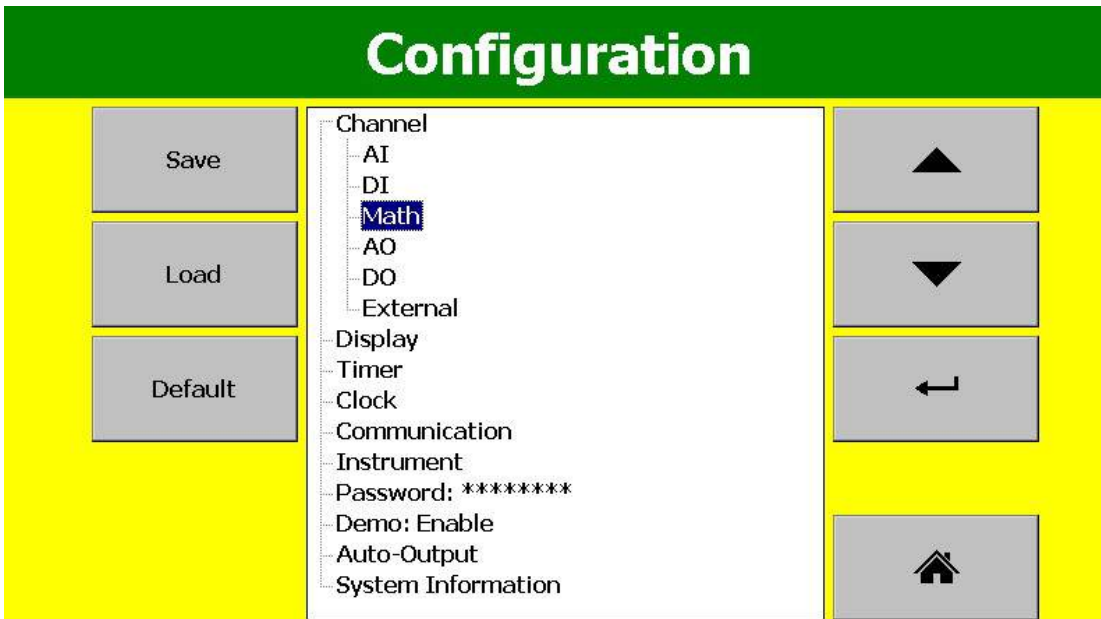


Fig. D-2

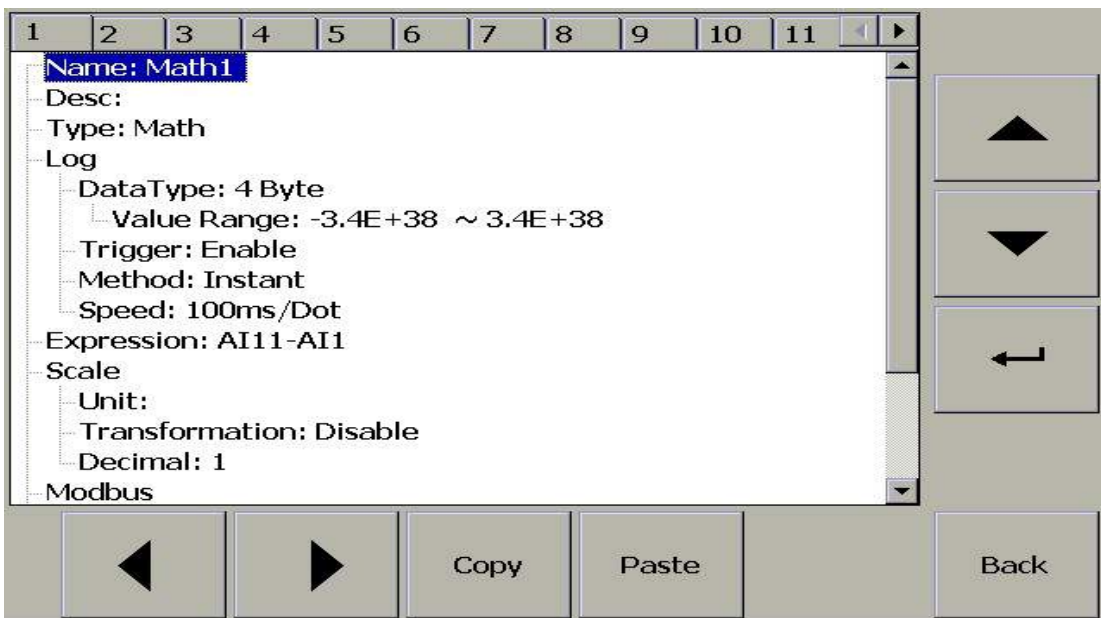


Fig. D-3

In the **Fig. D-4** and **Fig. D-5**, we can see the Transformation of Scale in Math have three types can choose, so we will be showing three samples for explanation, to make the value in the master site can match with the value of PR site.



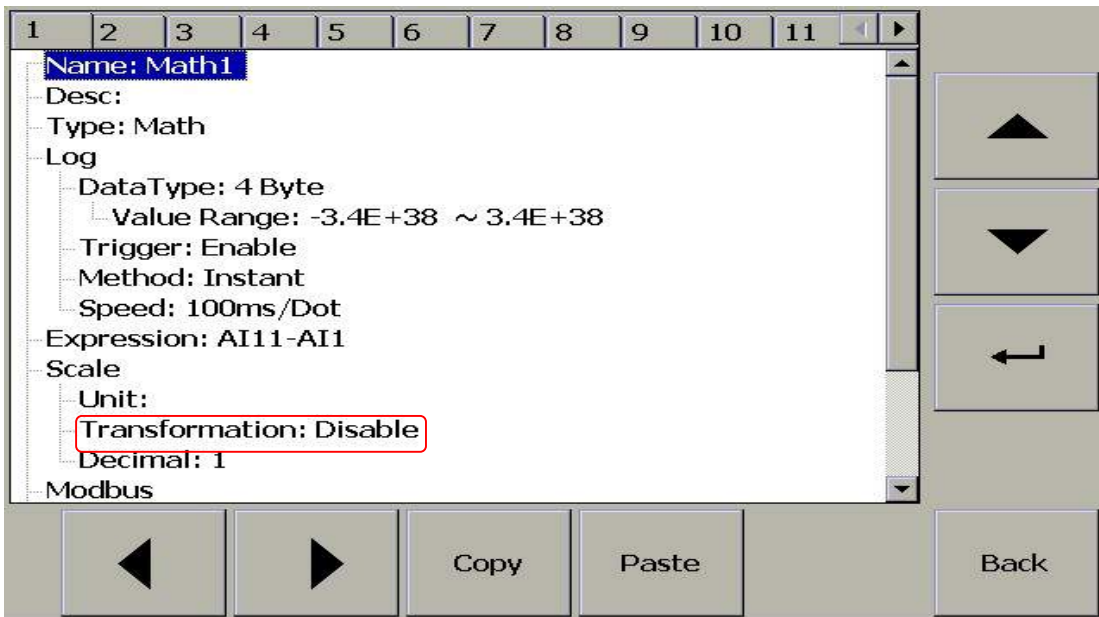


Fig. D-4



Fig. D-5

**iii.1 Transformation : Disable**

**iii.1.1** Modify the content of expression in Math1 to 10 as following showing

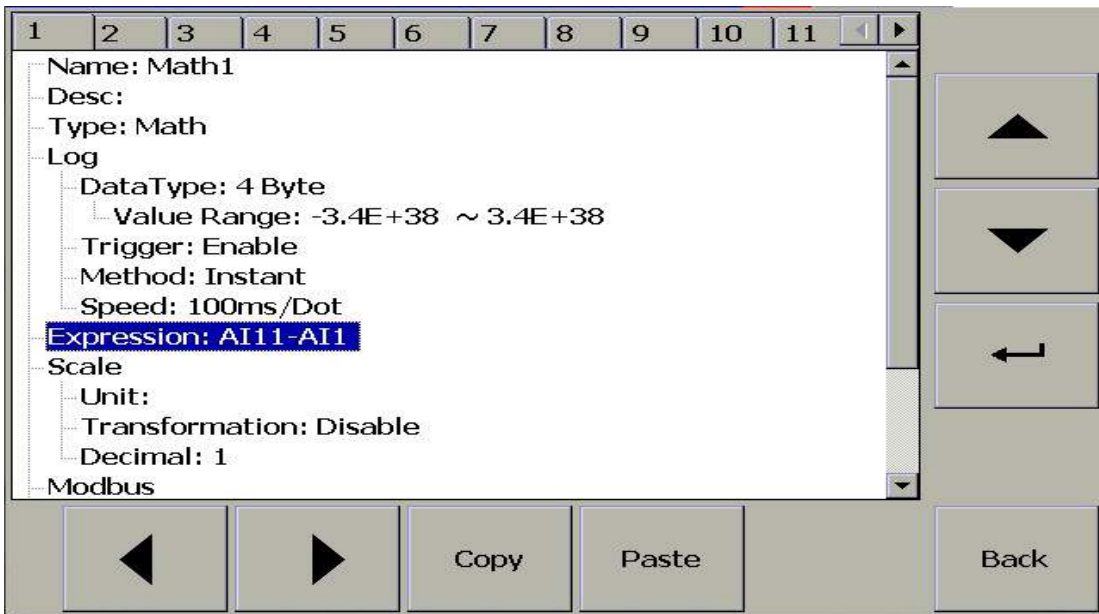


Fig. D-6

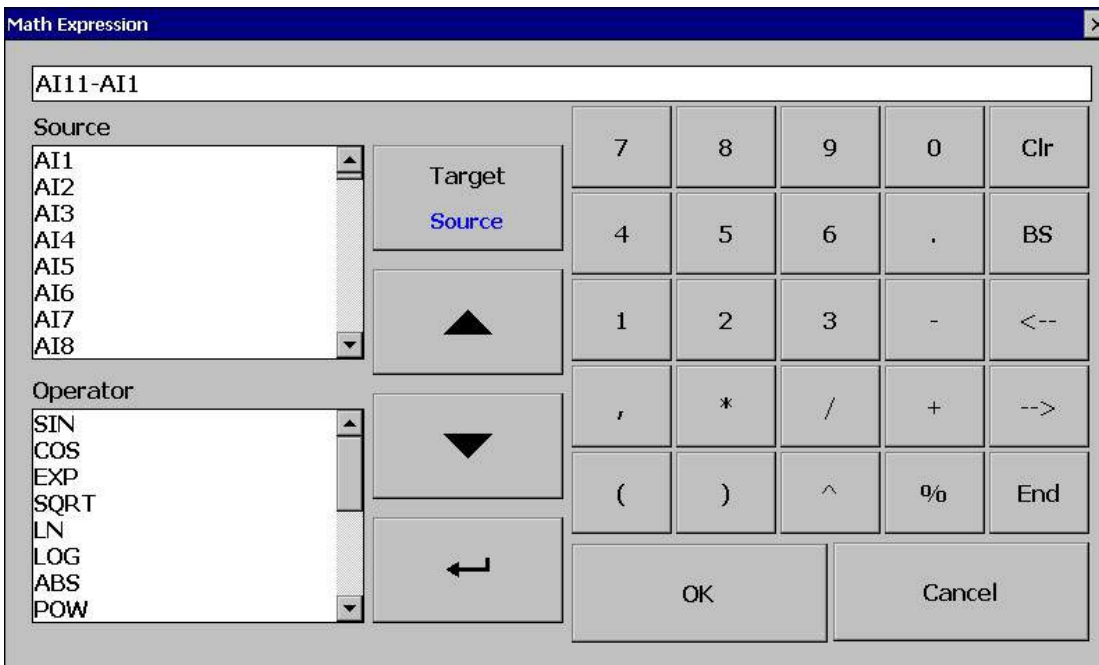


Fig. D-7

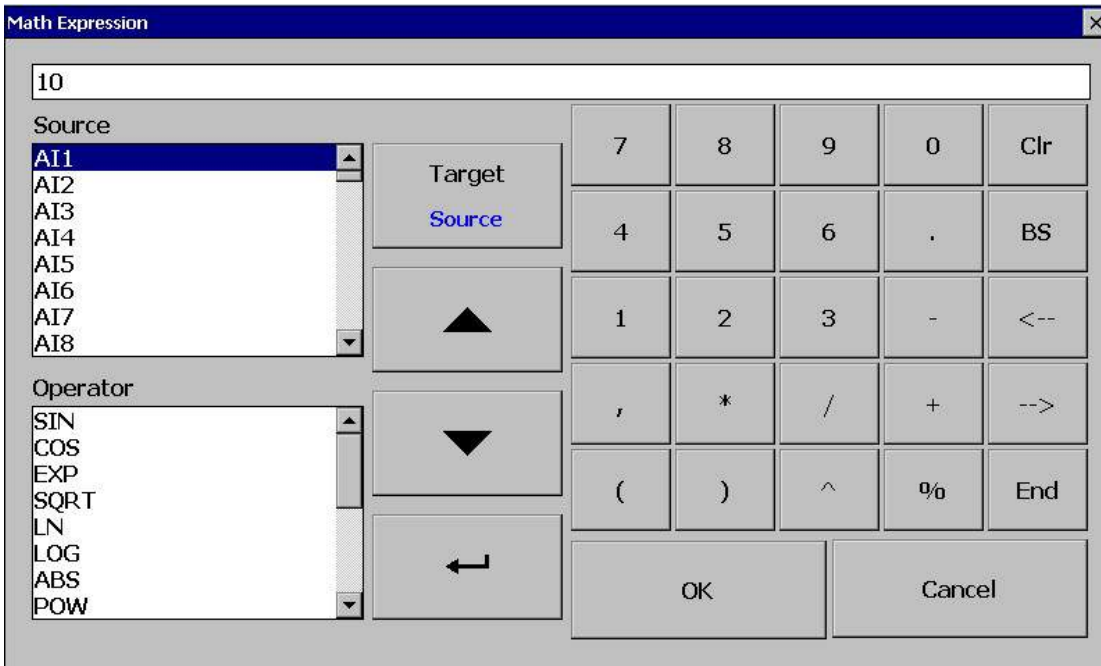


Fig. D-8

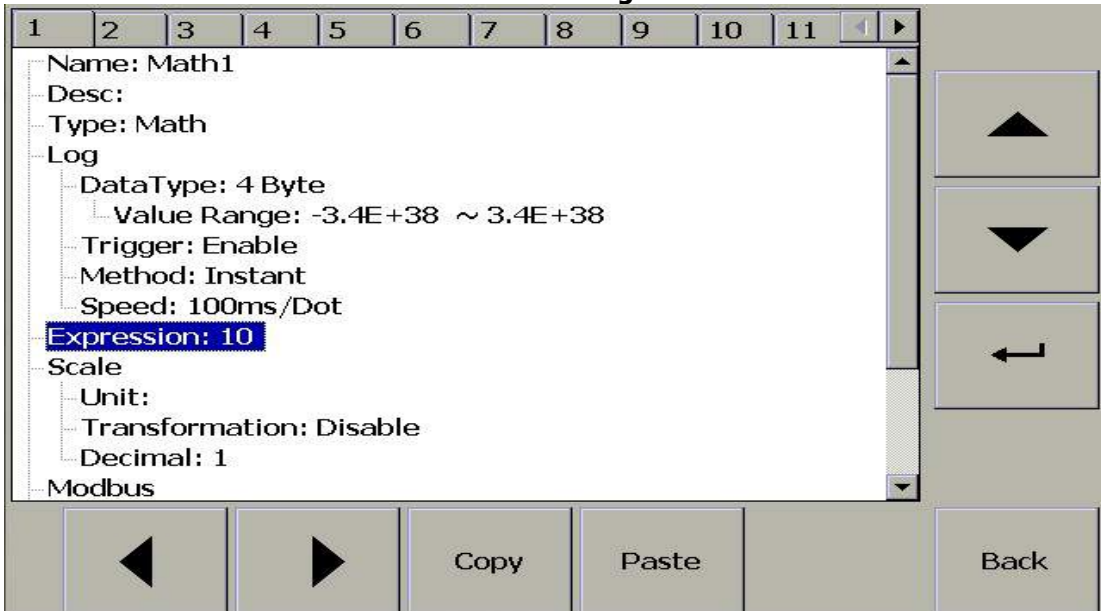


Fig. D-9

iii.1.2 Please come back to the "Overview" page, we can see the value In Math1 is showing "10"

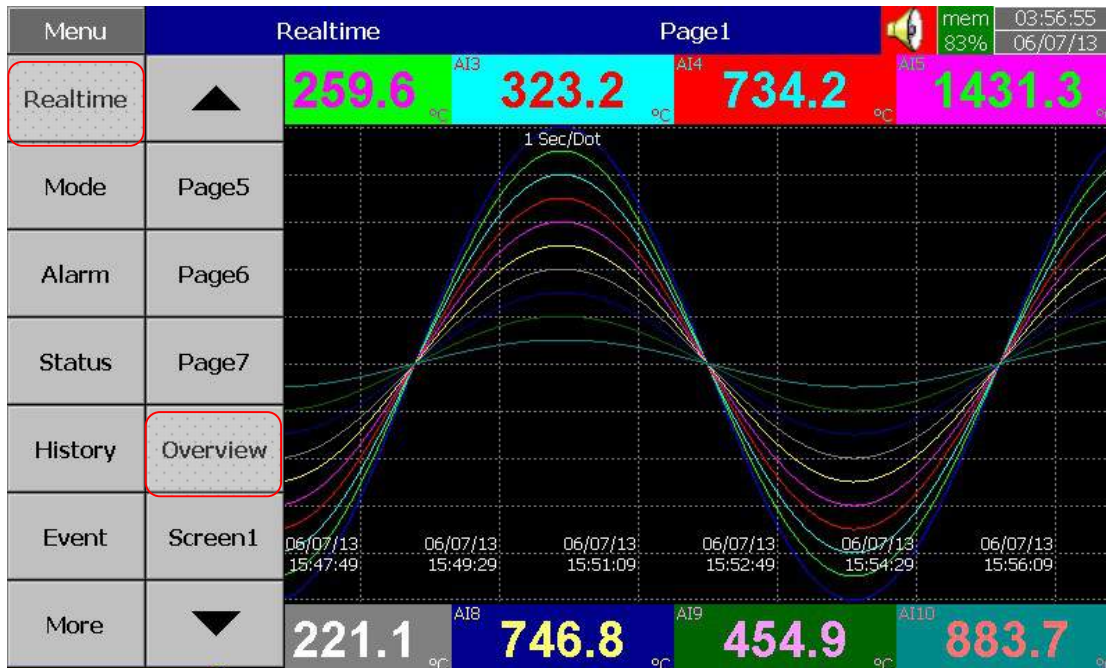


Fig. D-10

↑	AI41	321.1 °C	AI42	596.3 °F	AI43	253.5 °C	AI44	476.3 °C	AI45	888.8 °F
↑	AI46	1600.8 °F	AI47	53.34 %	AI48	52.50 %	Math1	10	Math2	1767.7
↓	Math3	558.6	Math4	980.0	Math5	1739.5	Math6	1532.0	Math7	1373.4
↓	Math8	1102.2	Math9	509.5	Math10	845.8	Math11	60.7	Math12	58.5
	Math13	56.4	Math14	54.3	Math15	52.1	Math16	39.3	Math17	41.4
	Math18	43.6	Math19	45.7	Math20	47.9	Counter1	0	Counter2	0
	Counter3	0	Counter4	0	Counter5	0	Counter6	0	Counter7	0
	Counter8	0	Counter9	0	Counter10	0	Counter11	0	Counter12	0

Fig. D-11

iii.1.3 Please go to the configuration of Math1 page and check the decimal value

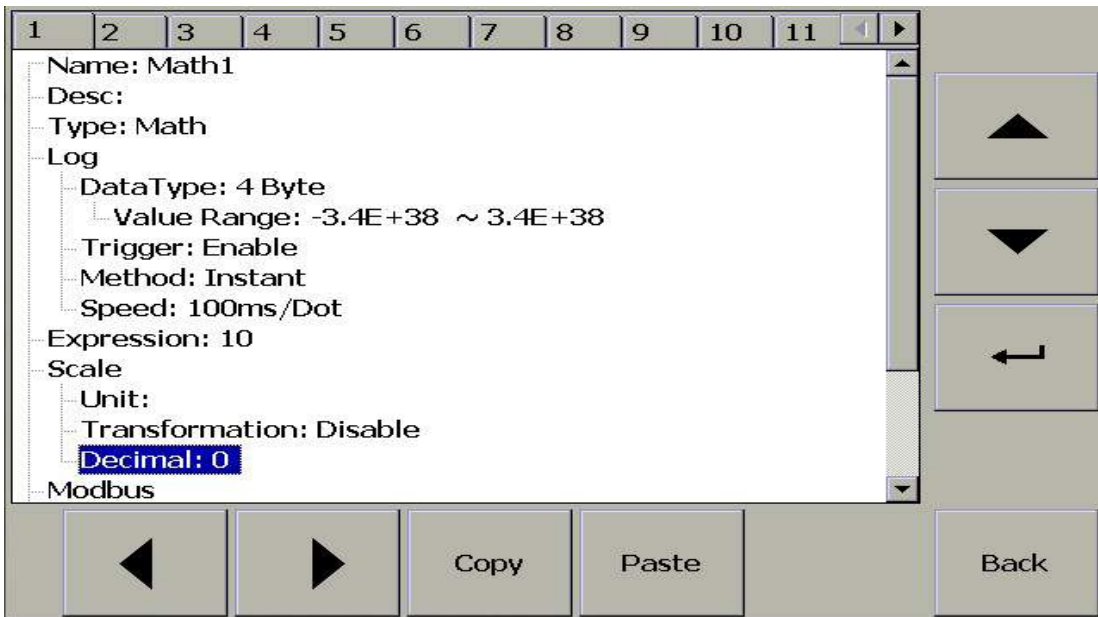


Fig. D-12

If the decimal value is set as "0", the value don't need to do any conversion in the master site, if the decimal value is set as "1", the value of getting from the master site must to be divided 10 then it just can match with the value in Math1 of PR, if the decimal value is set as "2", then the value of getting from the master site must to be divided 100, the it just can match with the value in Marth1 of PR, if the decimal value is set as "5", the value of getting from the master site must to be divided 10000, then it just can match with the value in Math1 PR.

**iii.2 Transformation : Value**

**iii.2.1** Change the Transformation type to "Value"

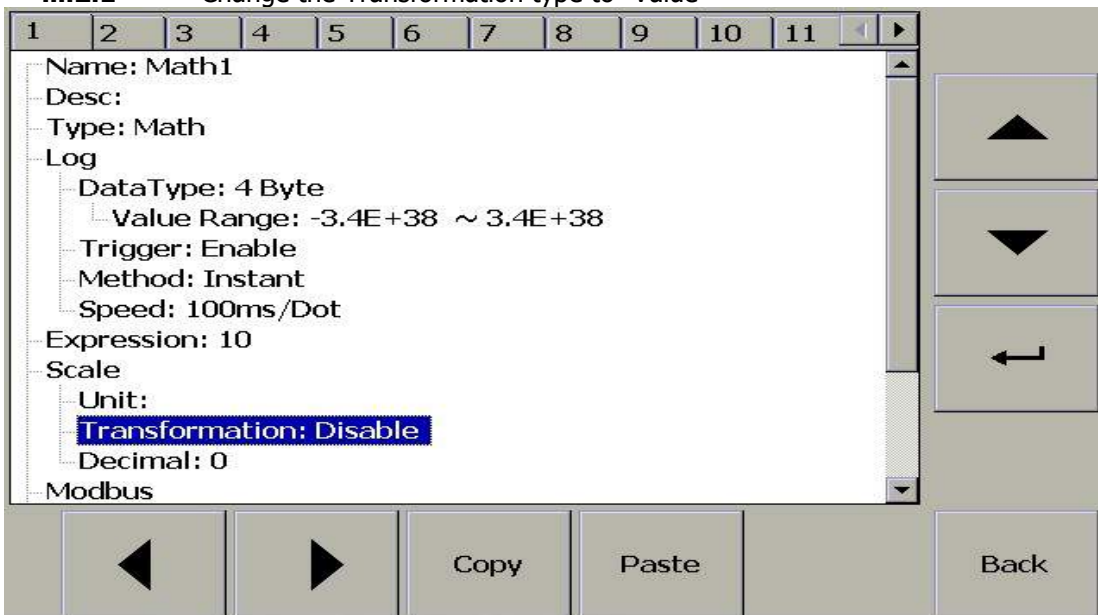


Fig. D-13





Fig. D-14

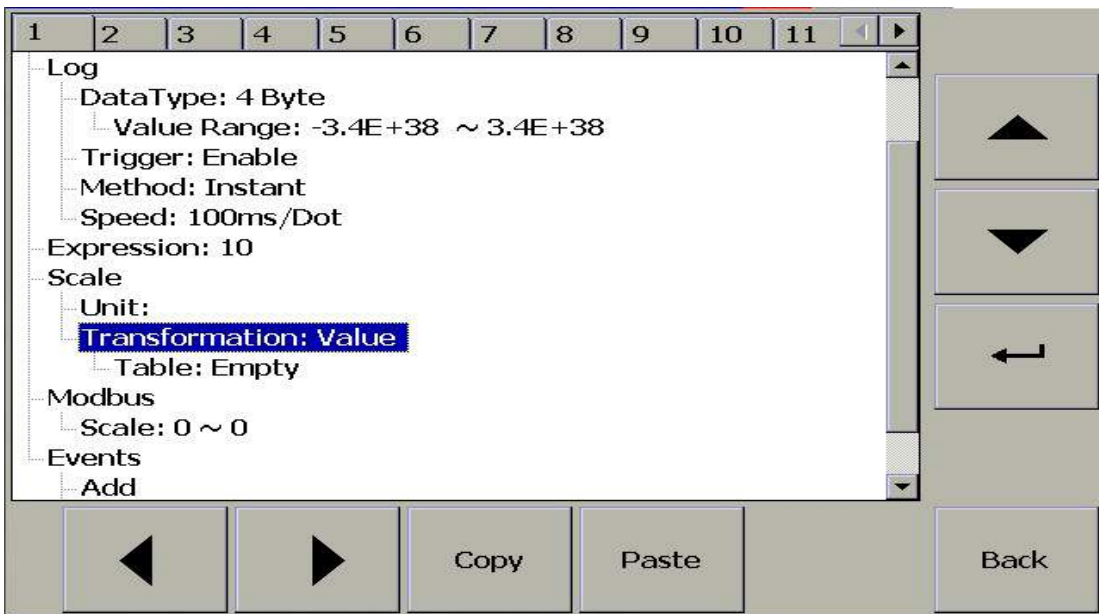


Fig. D-15

iii.2.2 Create table of scale range table for conversion in Math1

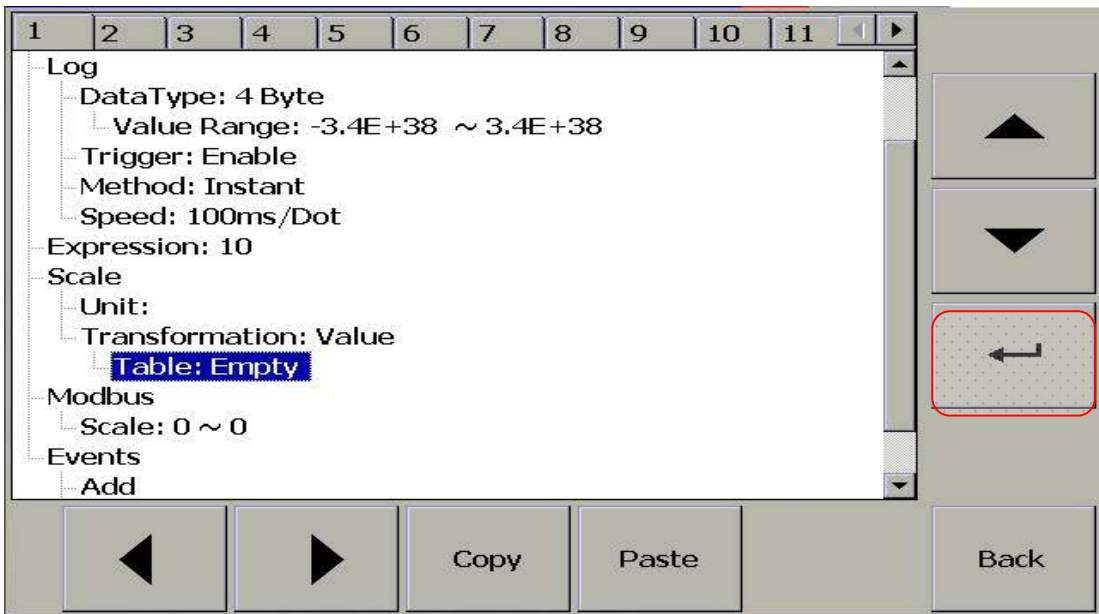


Fig. D-16

Press "Add" button to add scale range

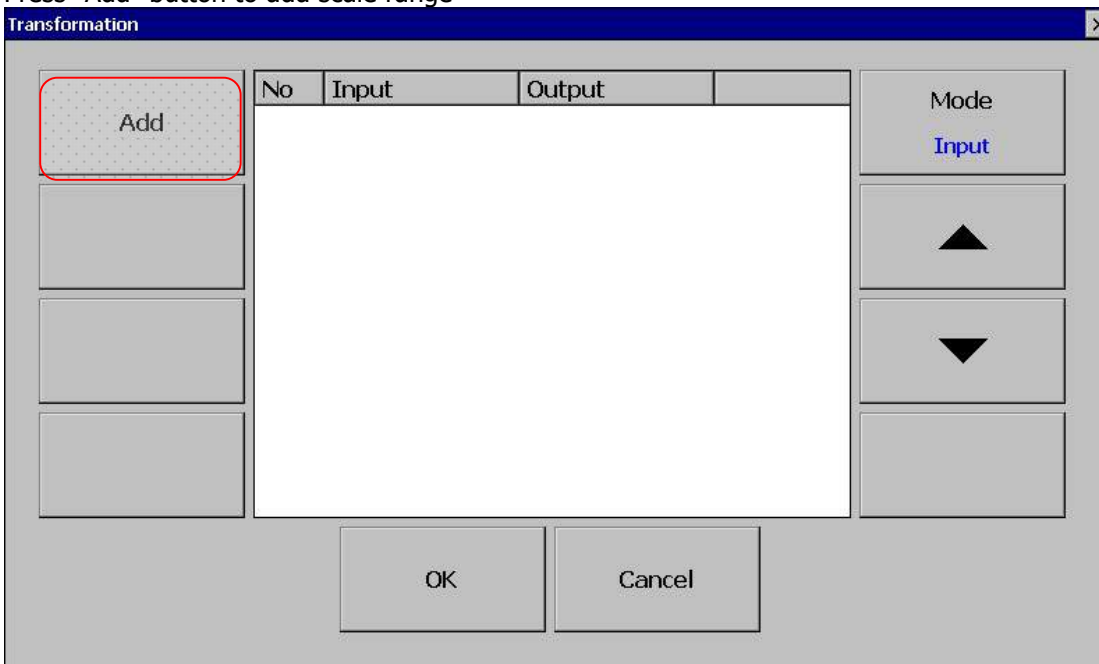


Fig. D-17

Press "Enter" button to modify "Input" value

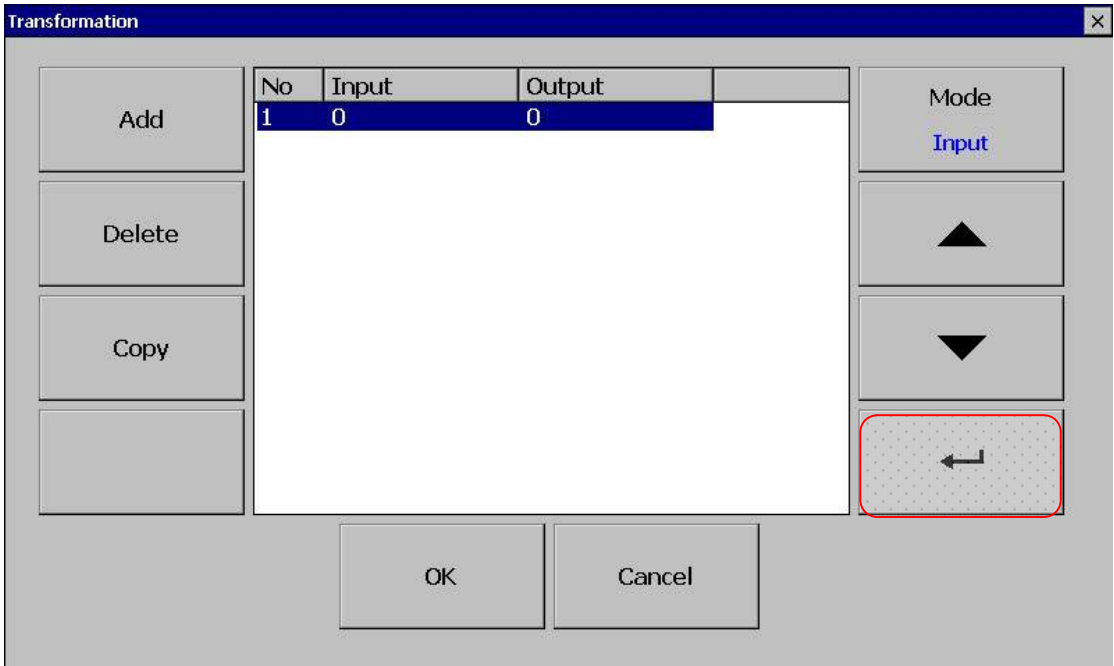


Fig. D-18

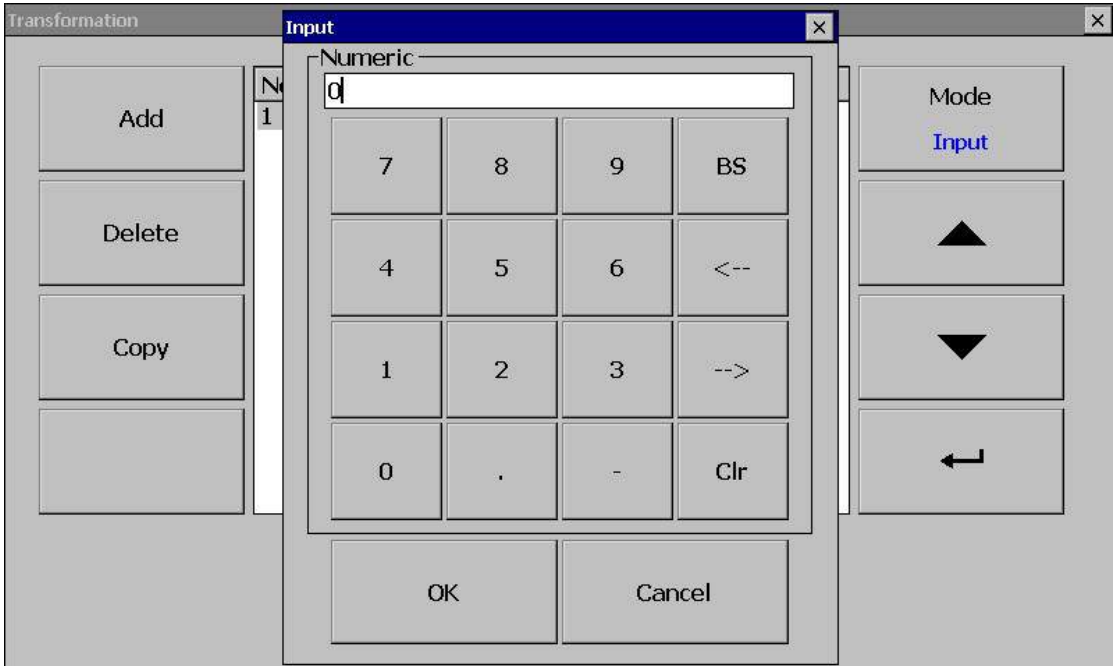


Fig. D-19



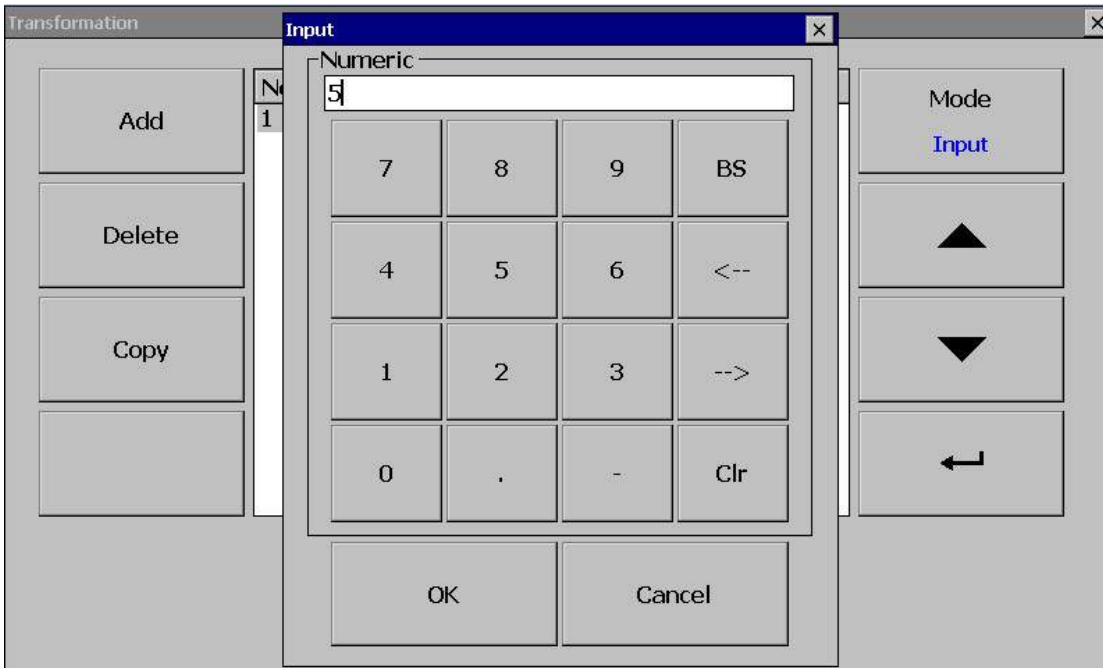


Fig. D-20

Press "Mode" button from "Input" to "Output"

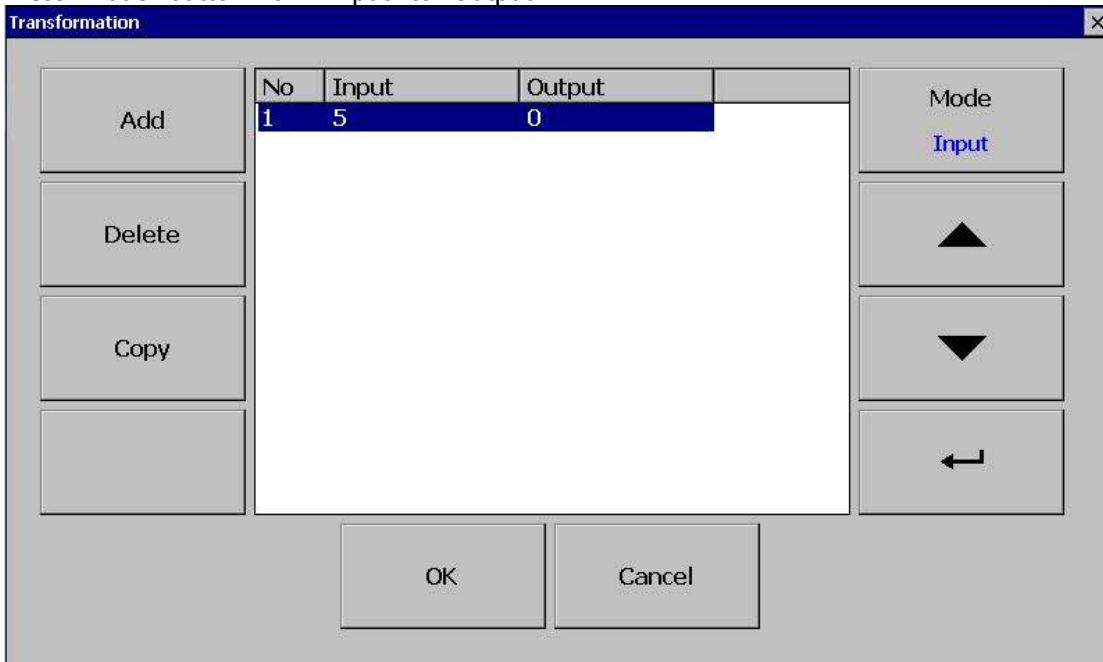


Fig. D-21

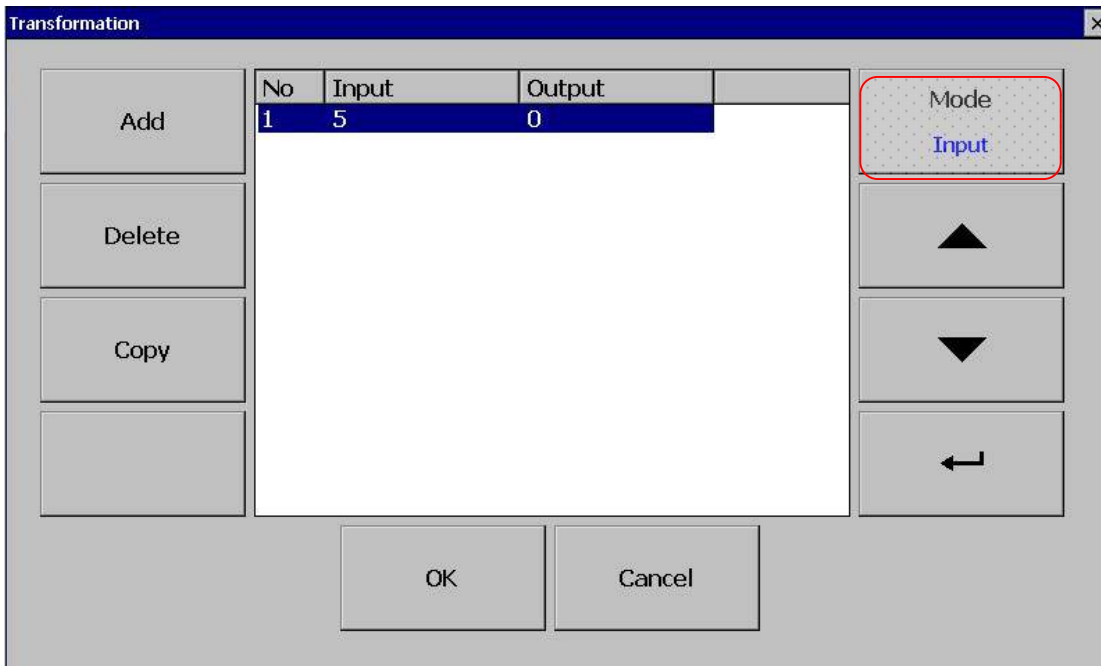


Fig. D-22

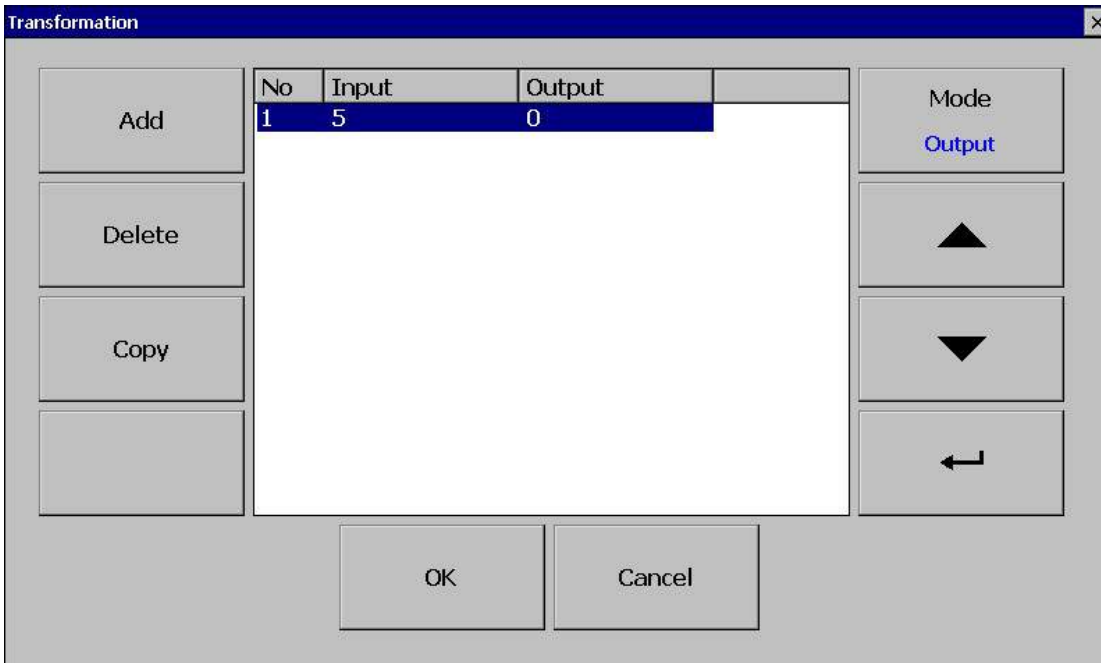


Fig. D-23

Press "Enter" button to modify "Output" value

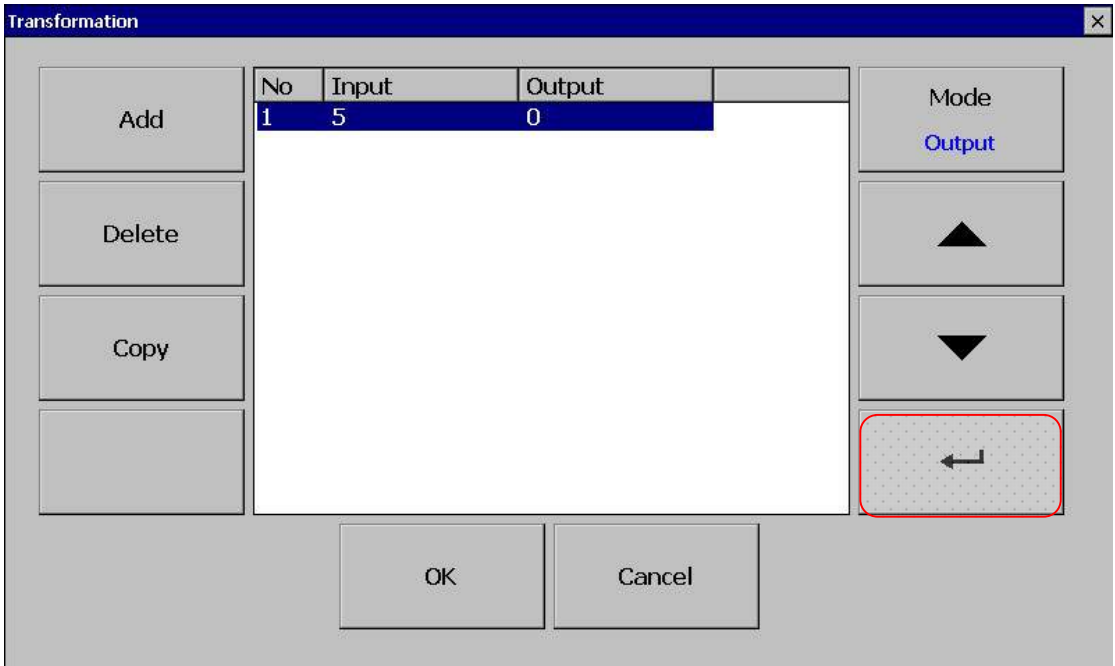


Fig. D-24

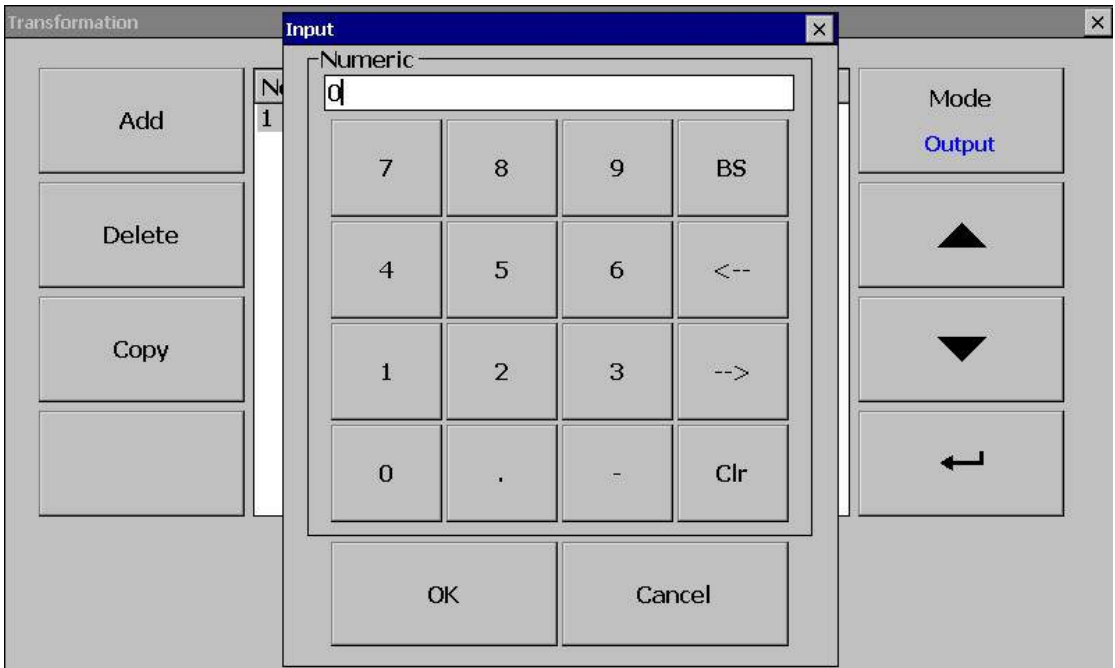


Fig. D-25

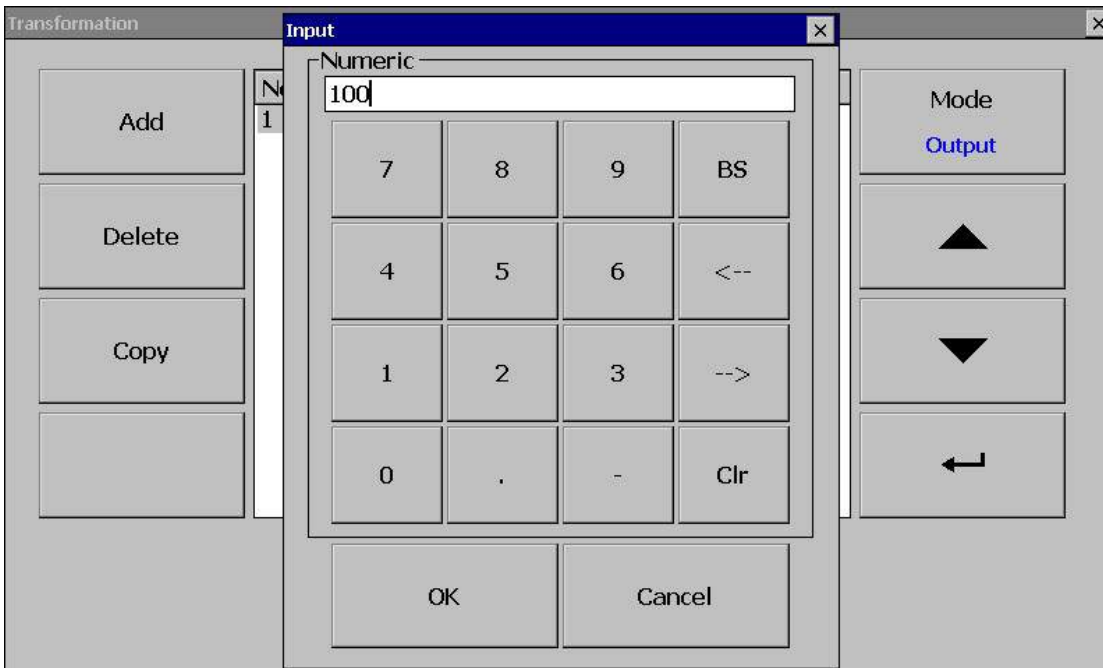


Fig. D-26

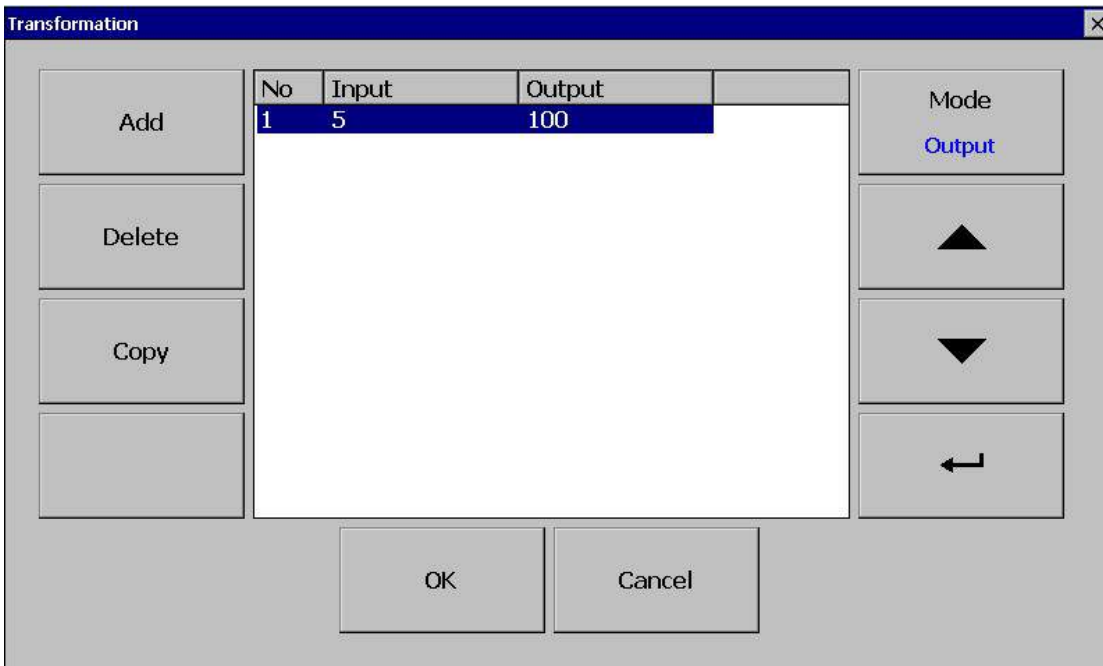


Fig. D-27

Please repeat **Fig. D-17** to **Fig D-27** step to add another scale range, and please notice the scale range need two points at least to convert value. In here, we will create 3 points to do conversion for this sample.

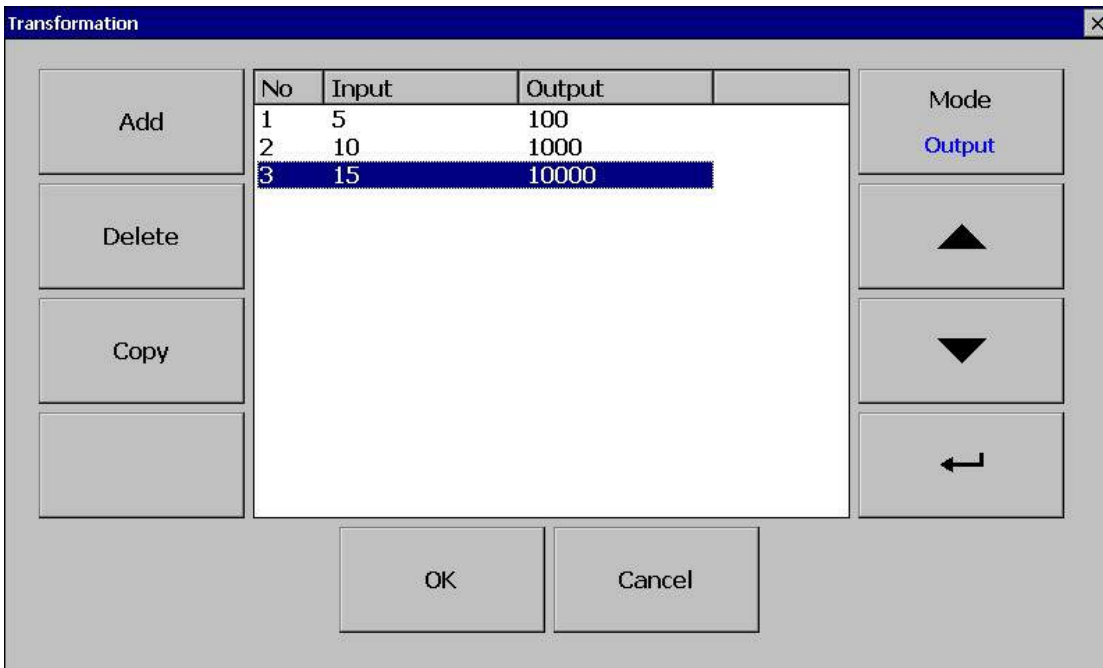


Fig. D-28

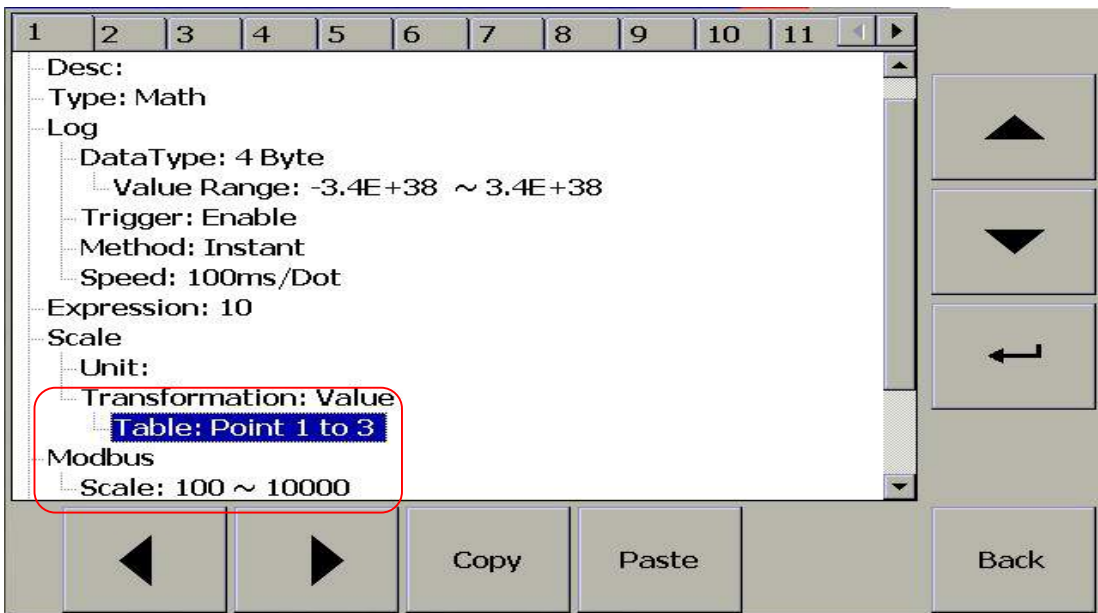


Fig. D-29

iii.2.3 Modify expression value to "5" and check the Math1 value in "Overview" page

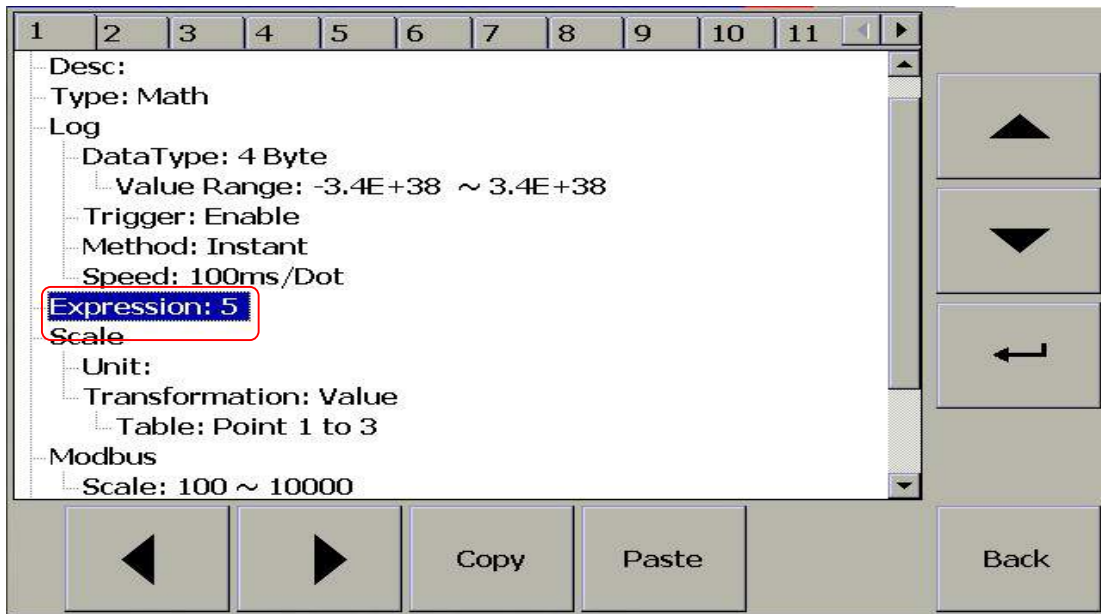


Fig. D-30

↑	AI41 321.1 °C	AI42 596.3 °F	AI43 253.5 °C	AI44 476.3 °F	AI45 888.8 °C
↑	AI46 1600.8 °F	AI47 53.34 %	AI48 52.50 %	Math1 100	Math2 601.1
↓	Math3 129.2	Math4 401.1	Math5 836.7	Math6 801.2	Math7 788.8
↓	Math8 644.0	Math9 327.4	Math10 674.6	Math11 60.7	Math12 58.5
	Math13 56.4	Math14 54.3	Math15 52.1	Math16 39.3	Math17 41.4
	Math18 43.6	Math19 45.7	Math20 47.9	Counter1 0	Counter2 0
	Counter3 0	Counter4 0	Counter5 0	Counter6 0	Counter7 0
	Counter8 0	Counter9 0	Counter10 0	Counter11 0	Counter12 0

Fig. D-31

In order to make the value in the master site can match with the value of PR site, so we will get value from the master site to do conversion.

$$\text{Math value} = (((\text{Register value} * (\text{ScaleHi} - \text{ScaleLo})) / 4294967295) + \text{ScaleLo})$$

\*In this sample, the ScaleLo value is set as "10", ScaleHi value is set as "30", please refer to **Fig.D-28**.

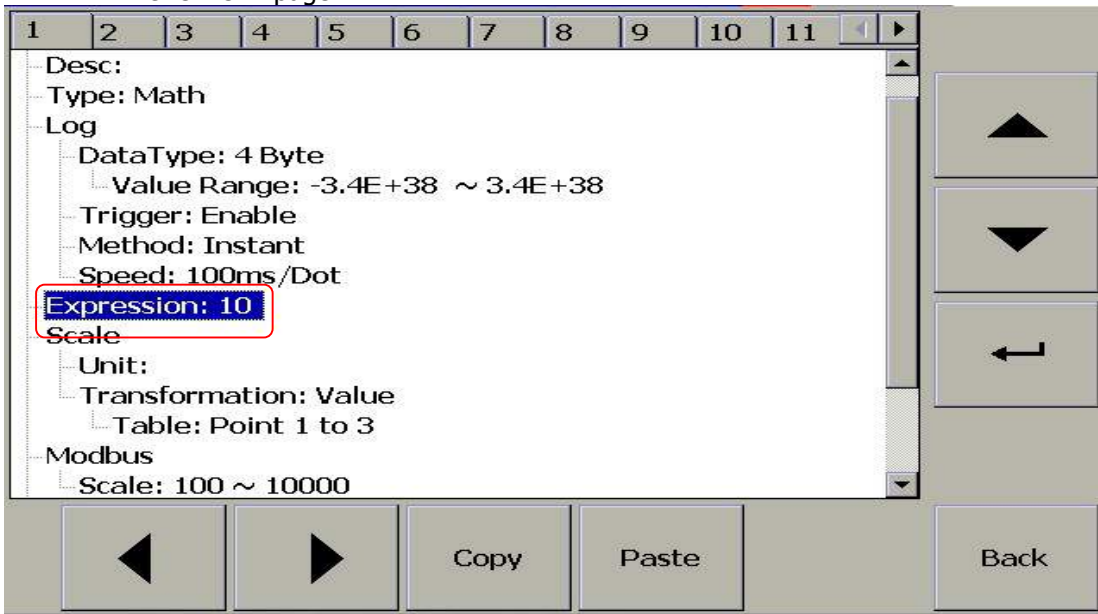
Now we are aware the value of Math1 at the PR is showing "100" and the value of input register at address 50 is showing "0"

We will take the value "0" into the expression as following:

$$\begin{aligned} \text{Math value} &= (((0 * (10000 - 100)) / 4294967295) + 100) \\ &= ((0 / 4294967295) + 100) \\ &= 100 \end{aligned}$$

We got the value" 0" from the input register at address 50 in master site via above formula, the value "0" has been converted as "100".

**iii.2.4** Modify expression value to "10" and check the Math1 value in "Overview" page



**Fig. D-32**

↑	AI41 321.1	AI42 596.3 °C	AI43 253.5 °F	AI44 476.3 °C	AI45 888.8 °F
↑	AI46 1600.8	AI47 53.34 °F	AI48 52.50 %	Math1 1000	Math2 -712.6
↓	Math3 -354.2	Math4 -248.7	Math5 -177.1	Math6 -19.5	Math7 132.3
↓	Math8 194.9	Math9 123.2	Math10 482.4	Math11 60.7	Math12 58.5
	Math13 56.4	Math14 54.3	Math15 52.1	Math16 39.3	Math17 41.4
	Math18 43.6	Math19 45.7	Math20 47.9	Counter1 0	Counter2 0
	Counter3 0	Counter4 0	Counter5 0	Counter6 0	Counter7 0
	Counter8 0	Counter9 0	Counter10 0	Counter11 0	Counter12 0

**Fig. D-33**

Now we are aware the value of Math1 at the PR is showing "1000" and the value of input register at address 50 is showing "390451572"

We will take the value "390451572" into the expression as following:

$$\begin{aligned}
 \text{Math value} &= (((390451572 * (10000 - 100)) / 4294967295) + 100) \\
 &= ((3865470562800 / 4294967295) + 100) \\
 &= 900 + 100 \\
 &= 1000
 \end{aligned}$$

We got the value "390451572" from the input register at address 50 in master site via above formula, the value "390451572" has been converted as "1000".

**iii.2.5** Modify expression value to "15" and check the Math1 value in "Overview" page



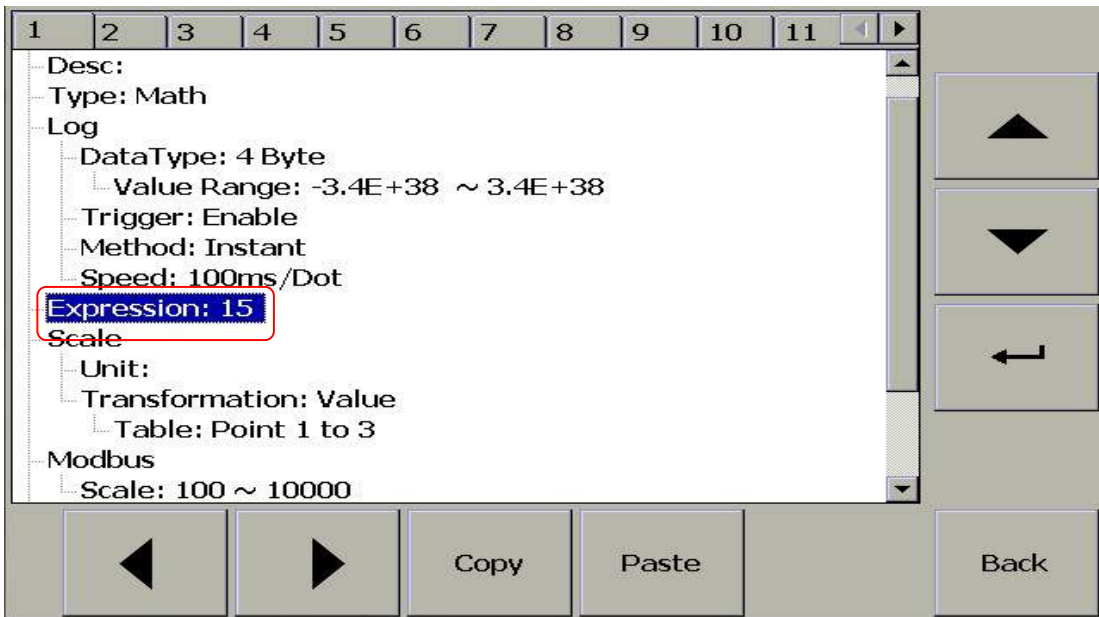


Fig. D-34

↑	AI41 321.1	AI42 596.3 °C	AI43 253.5 °F	AI44 476.3 °C	AI45 888.8 °C
↑	AI46 1600.8	AI47 53.34 °F	AI48 52.50 %	Math1 1.00E4	Math2 -139.4
↓	Math3 -143.3	Math4 35.9	Math5 267.0	Math6 340.0	Math7 419.8
↓	Math8 424.8	Math9 212.6	Math10 566.5	Math11 60.7	Math12 58.5
	Math13 56.4	Math14 54.3	Math15 52.1	Math16 39.3	Math17 41.4
	Math18 43.6	Math19 45.7	Math20 47.9	Counter1 0	Counter2 0
	Counter3 0	Counter4 0	Counter5 0	Counter6 0	Counter7 0
	Counter8 0	Counter9 0	Counter10 0	Counter11 0	Counter12 0

Fig. D-35

Now we are aware the value of Math1 at the PR is showing "10000" and the value of input register at address 50 is showing "4294967295"

We will take the value "4294967295" into the expression as following:

$$\begin{aligned}
 \text{Math value} &= (((4294967295 * (10000 - 100)) / 4294967295) + 100) \\
 &= ((42520176220500 / 4294967295) + 9900) \\
 &= 9900 + 100 \\
 &= 10000
 \end{aligned}$$

We got the value "4294967295" from the input register at address 50 in master site via above formula the value "4294967295" has been converted as "10000".



### iii.3 Transformation : Math Channel

#### iii.3.1 Change the transformation type to "Math Channel"

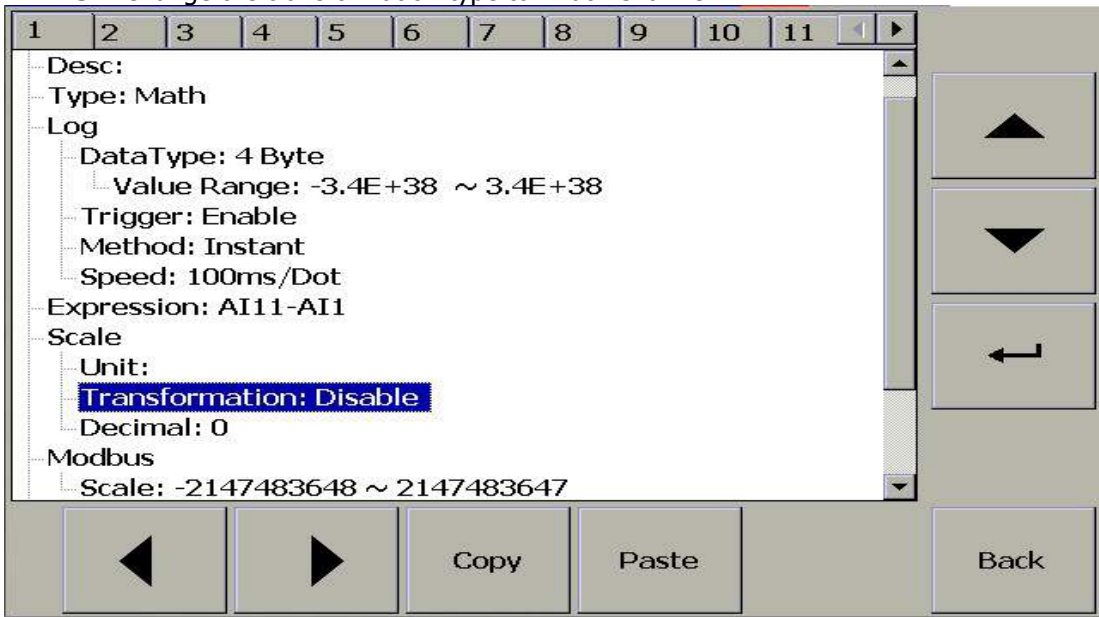


Fig. D-36

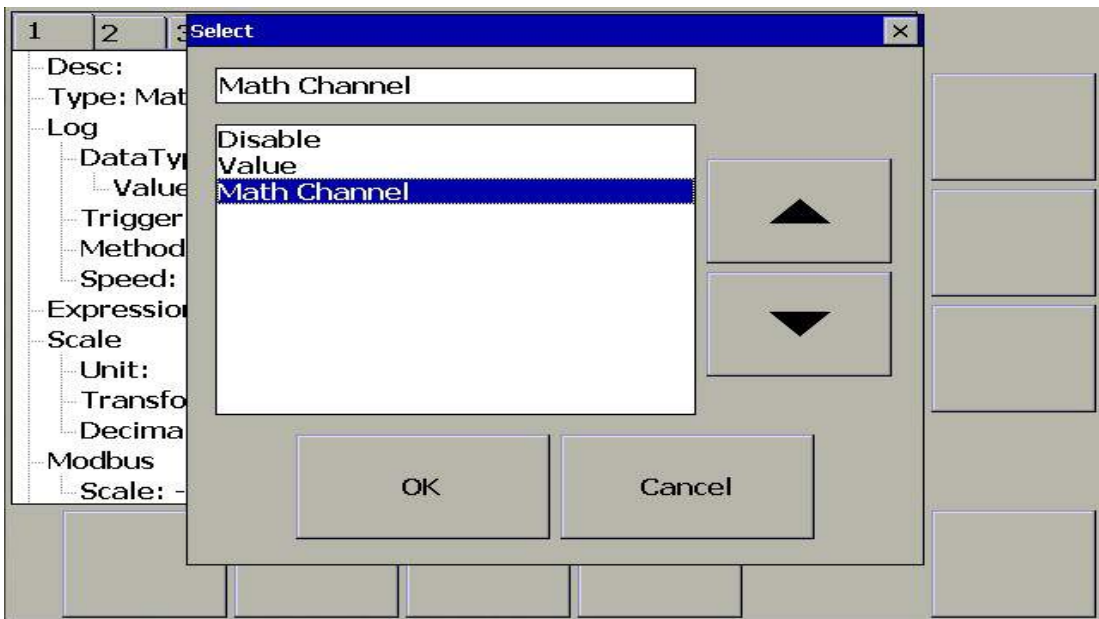


Fig. D-37

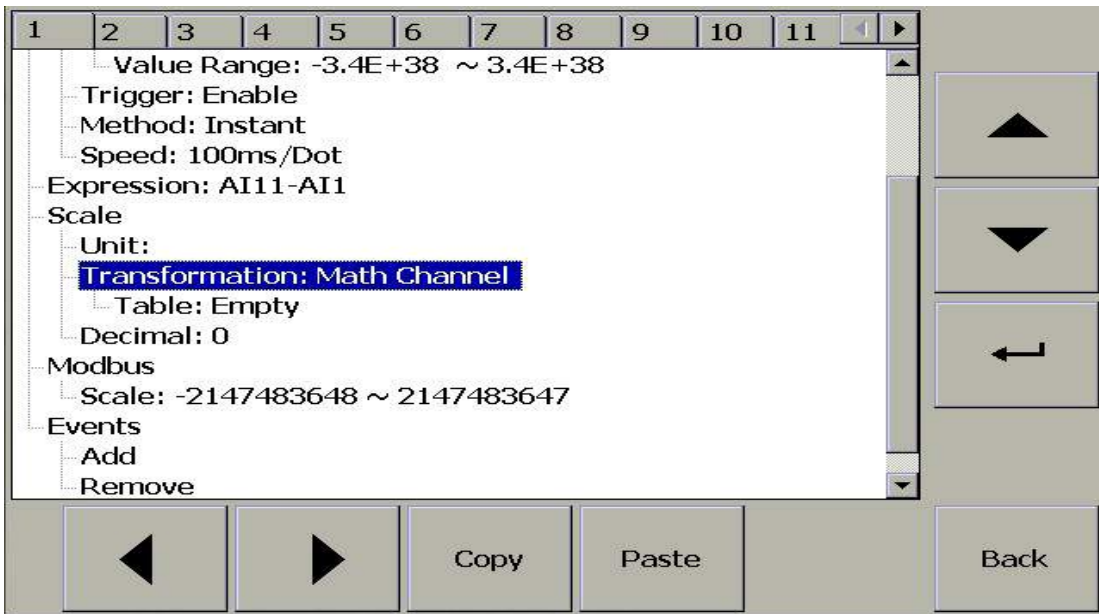


Fig. D-38

iii.3.2 Create scale range table for conversion

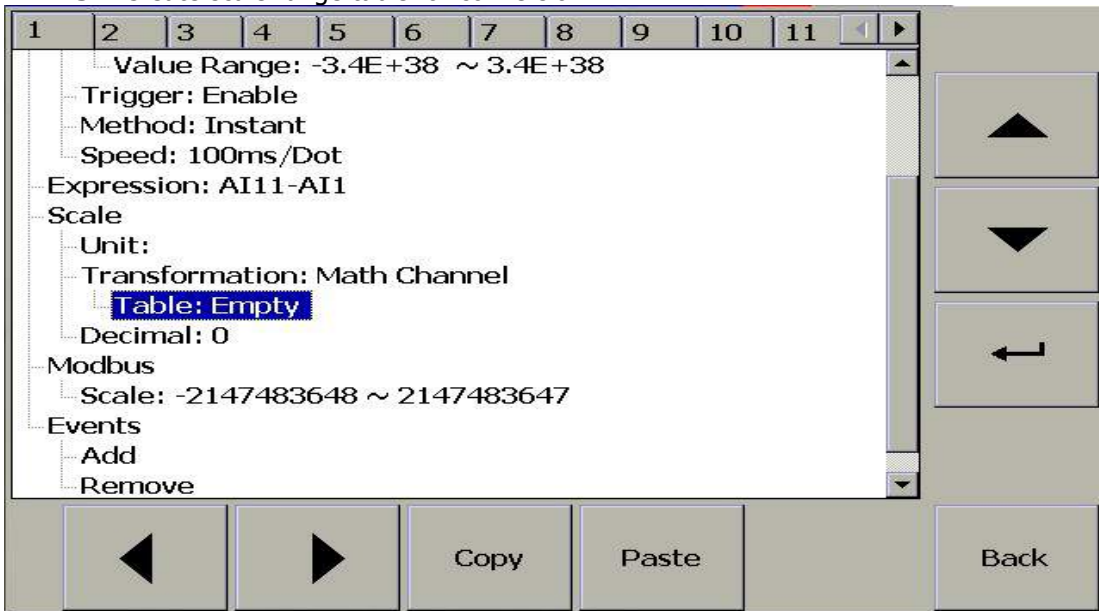


Fig. D-39

Press "Add" button to add scale range

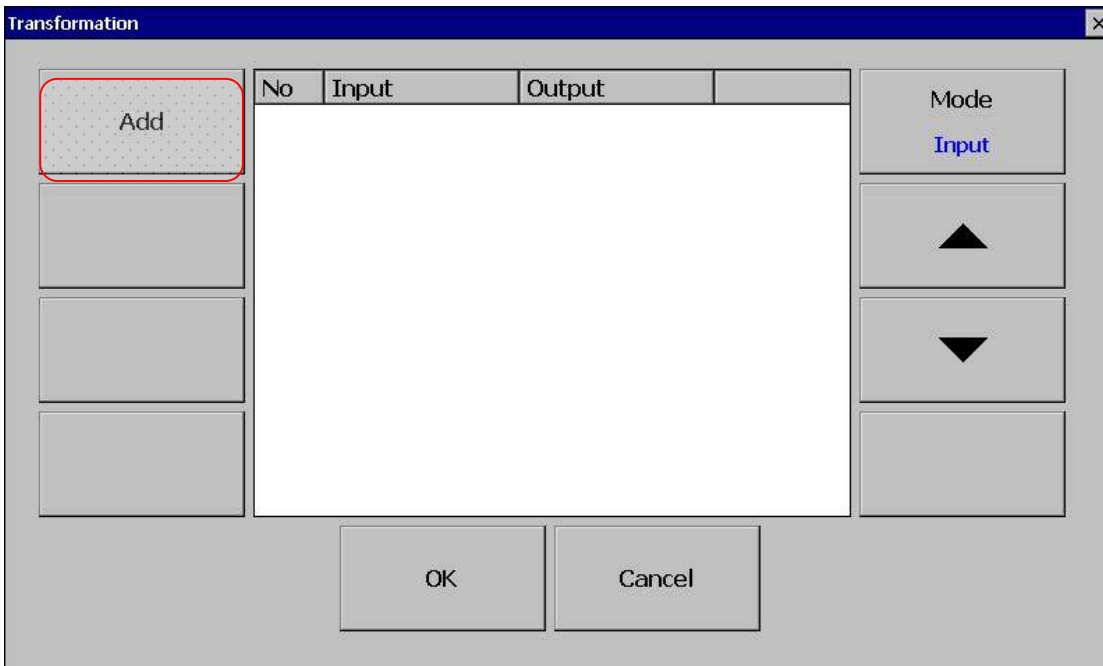


Fig. D-40

Press "Enter" button to modify "Input" value

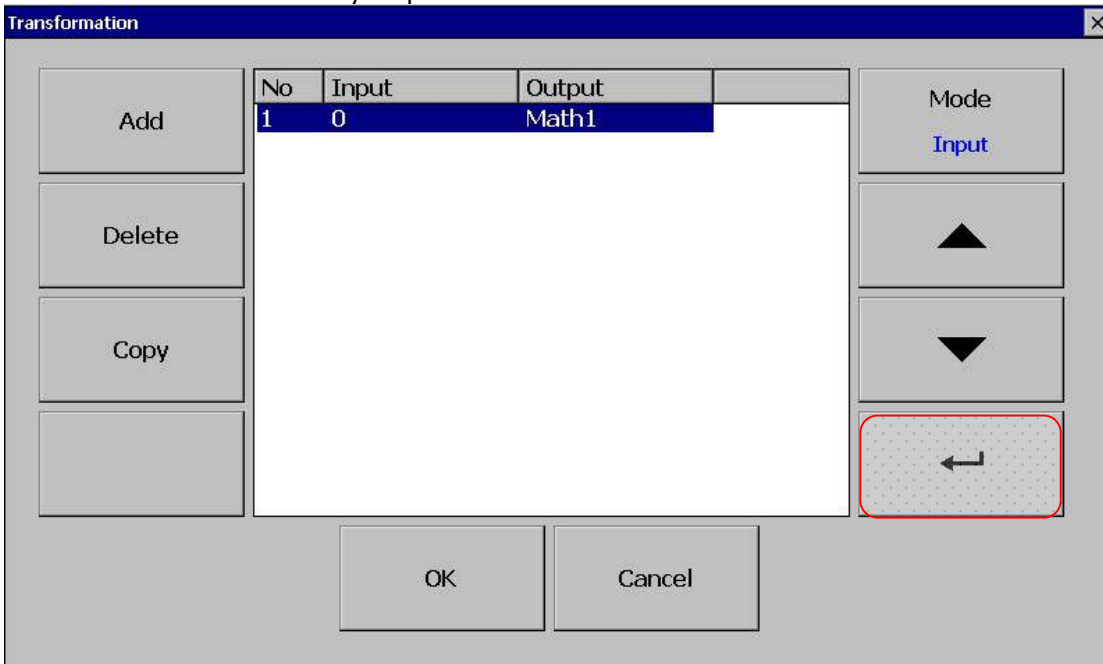


Fig. D-41

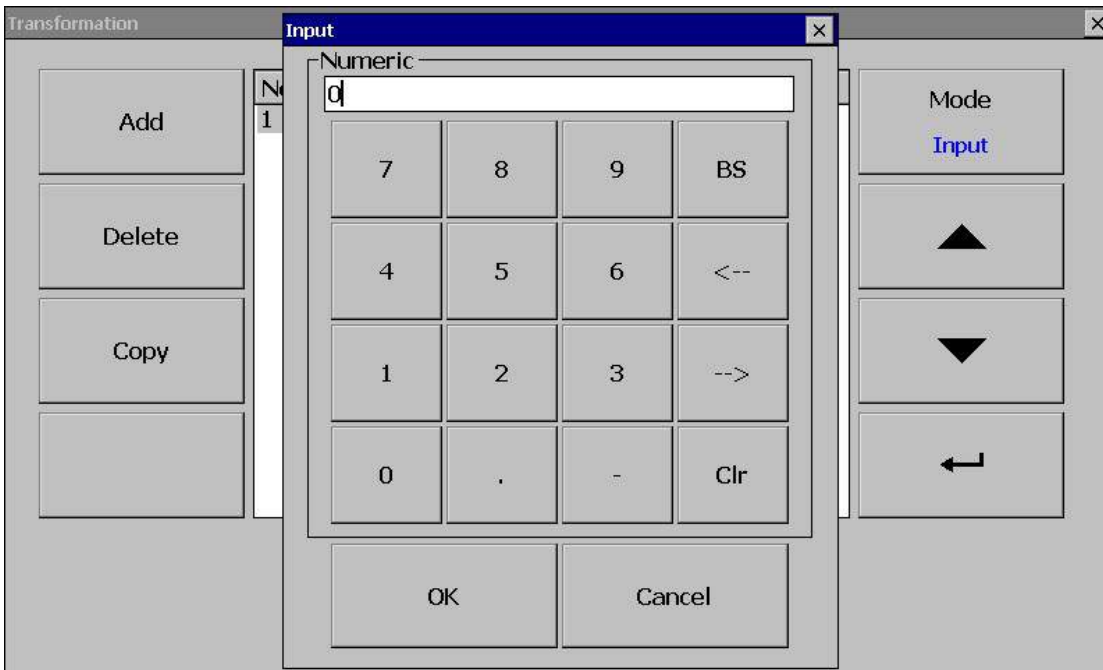


Fig. D-42

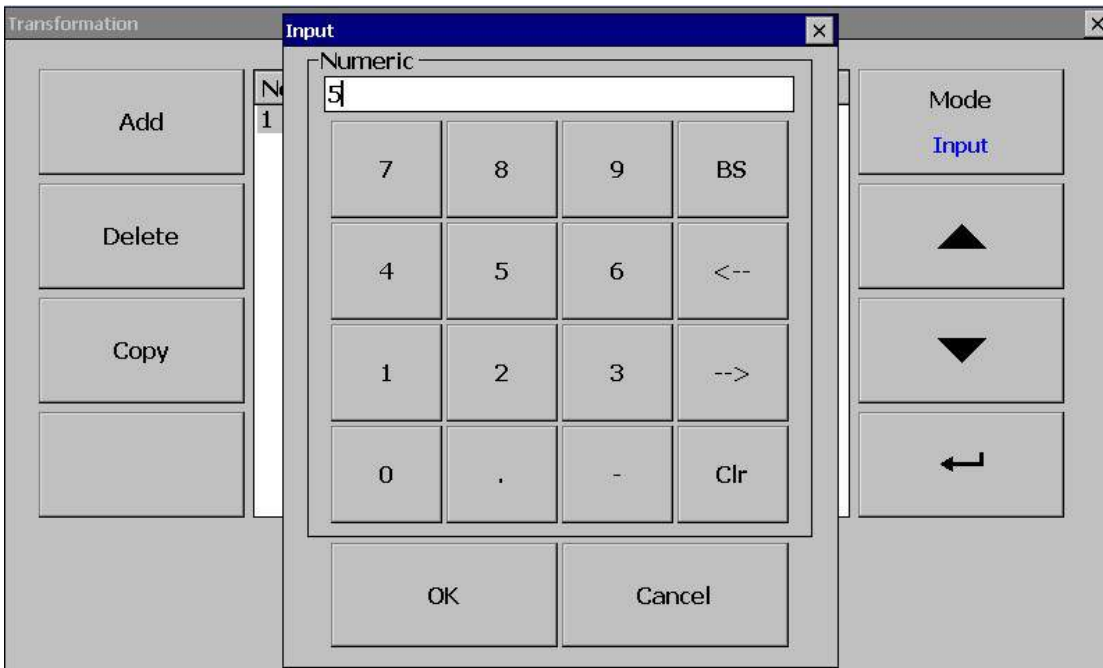


Fig. D-43

Press "Mode" button from "Input" to "Output"

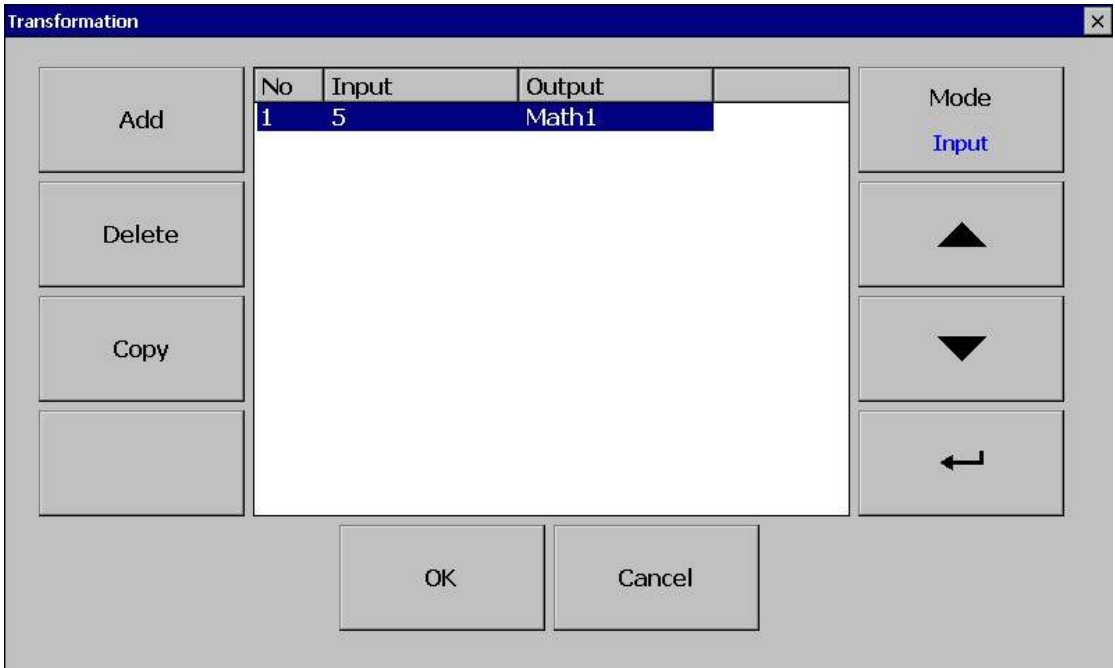


Fig. D-44

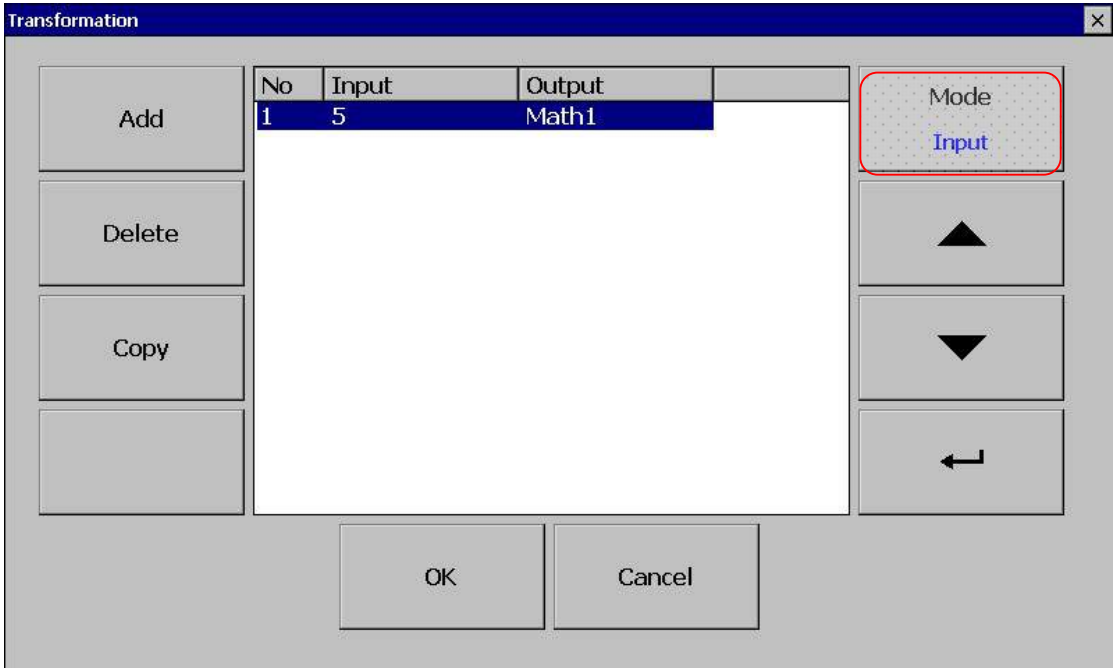


Fig. D-45



Fig. D-46

Press "Enter" button to modify "Output" value

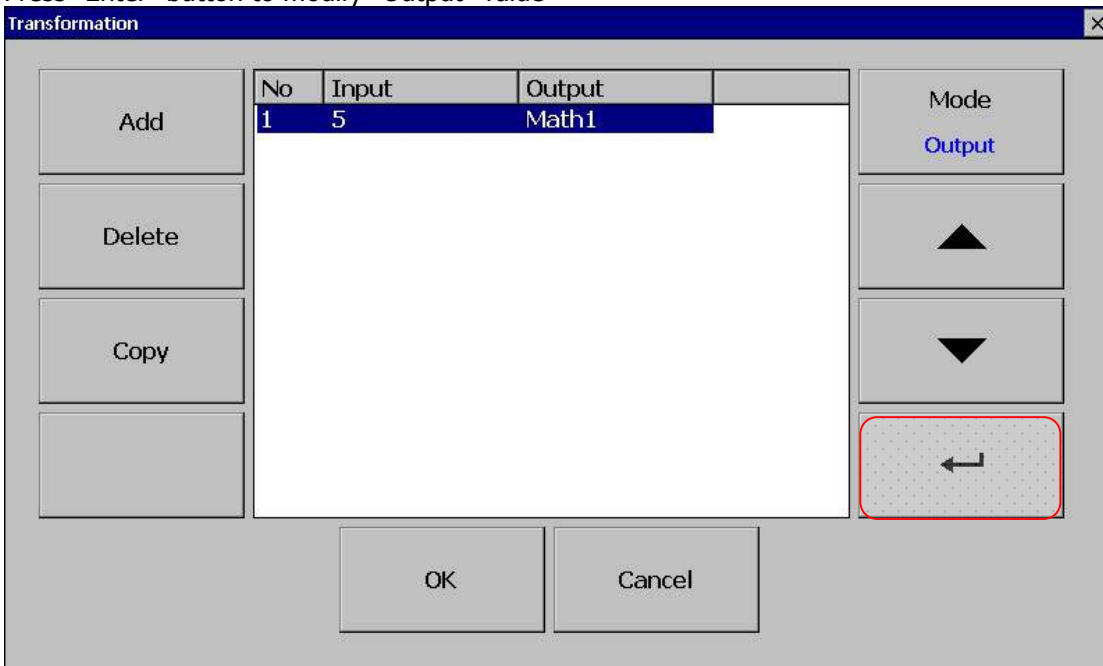


Fig. D-47

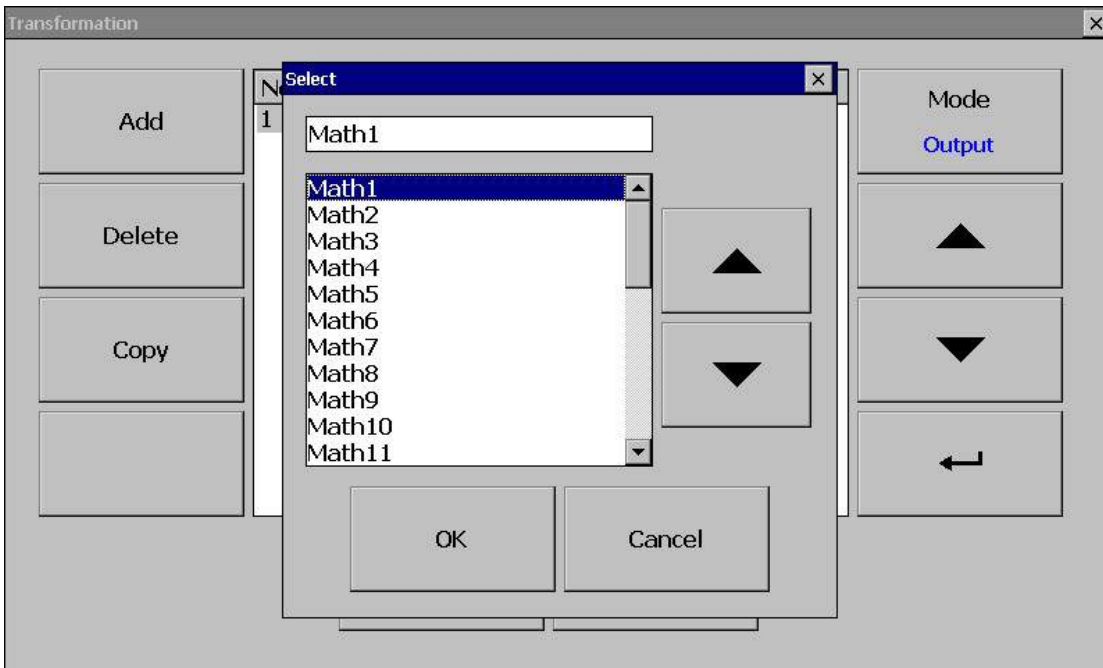


Fig. D-48

Press select output channel is "Math2"

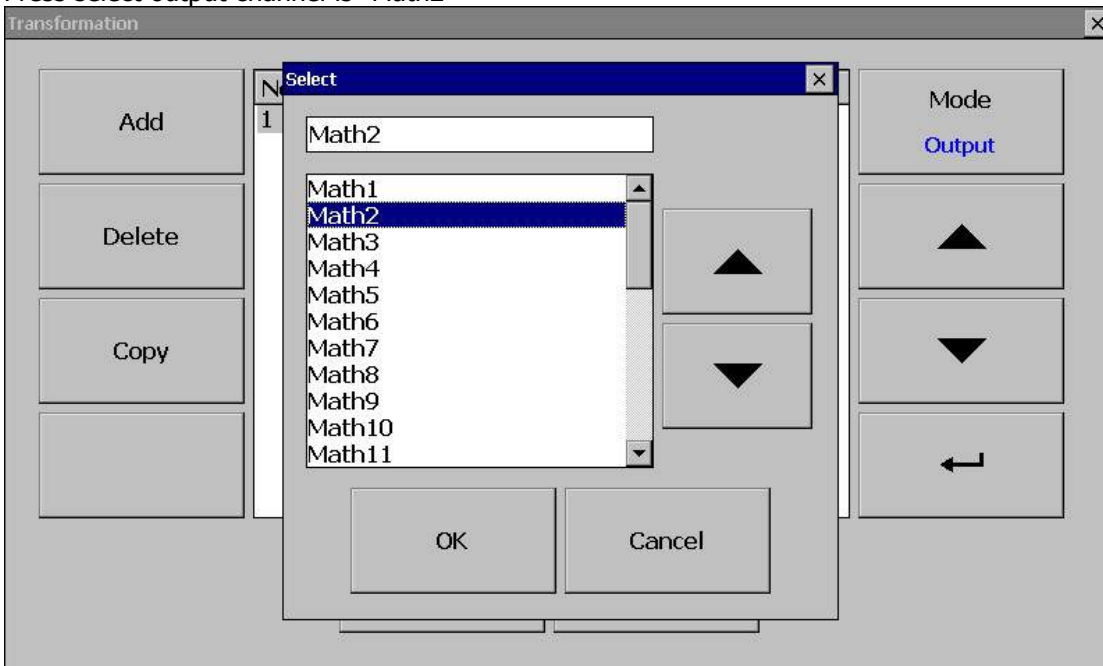


Fig. D-49



Fig. D-50

Please repeat **Fig. D-40** to **Fig D-50** to add another scale range. In here, we use 3 points to do conversion for this sample, so please set output channel as "Math2", "Math3" and "Math4".



Fig. D-51

**iii.3.3** Modify the content of expression in Math2 to "5"



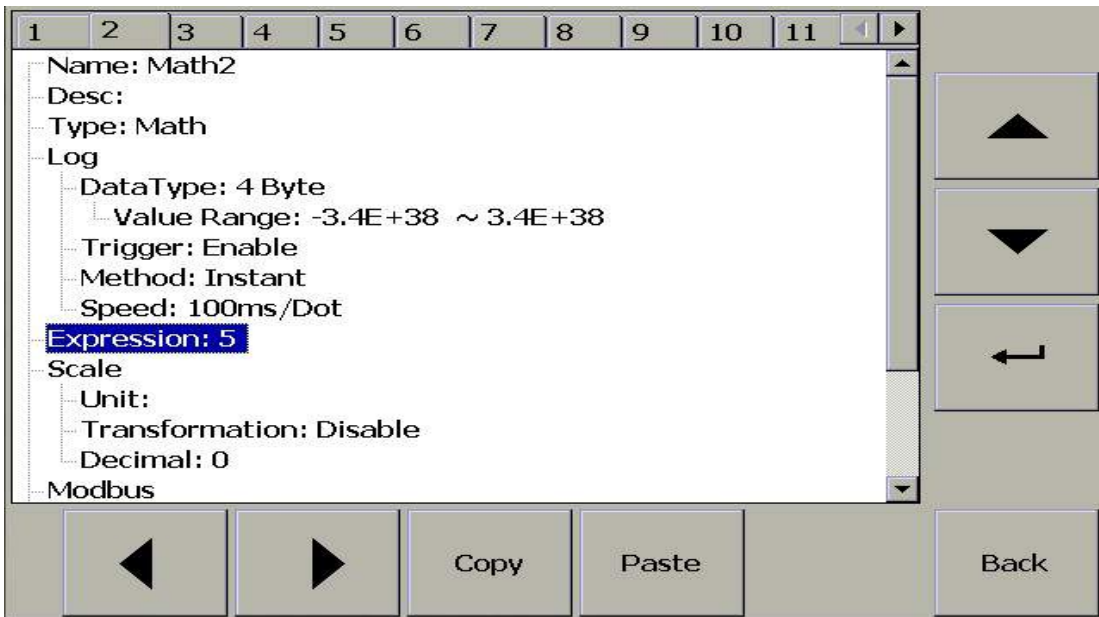


Fig. D-52

iii.3.4 Create the table of scale range in Math2

\*Note: Create the table of scale range for step, please refer to **Fig. D-17** to **Fig. D-28** step.

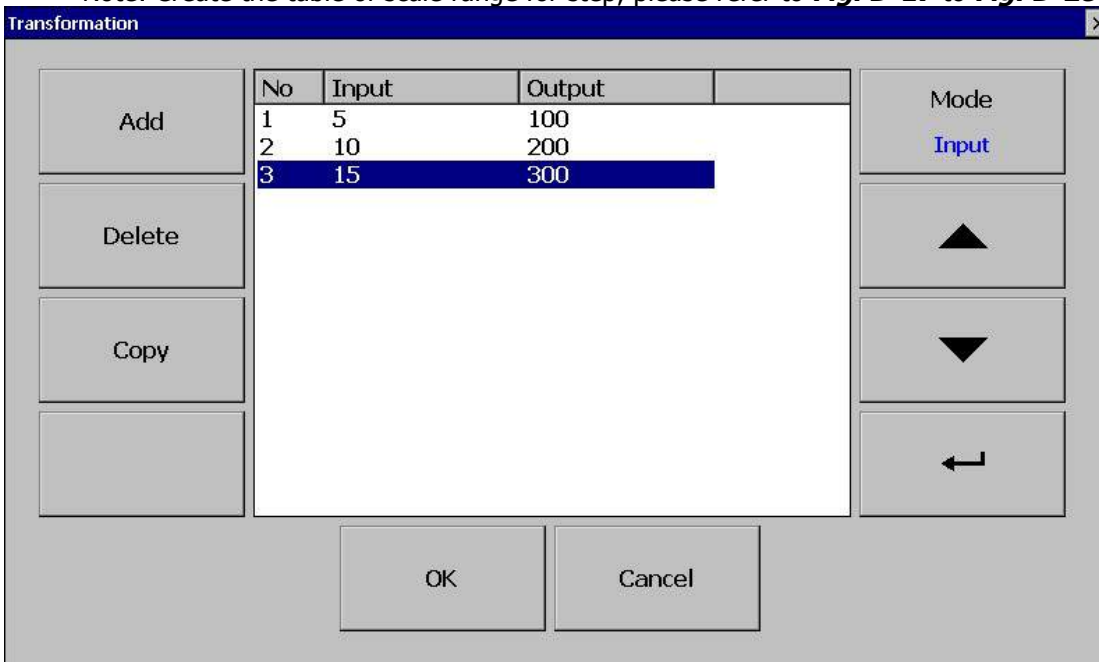


Fig. D-53

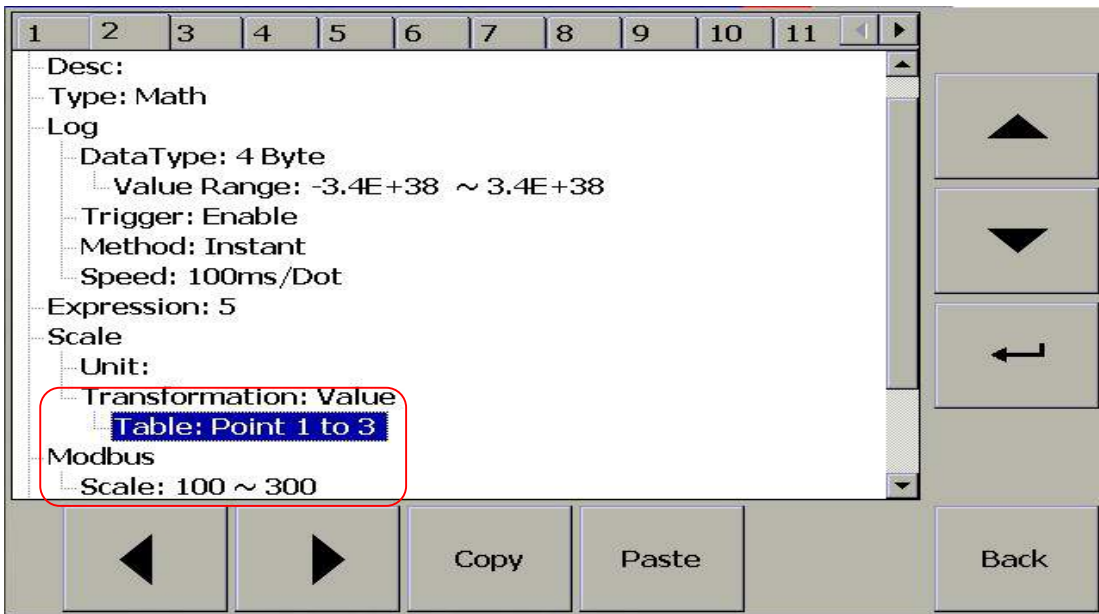


Fig. D-54

iii.3.5 Modify the content of expression in Math3 to "10"

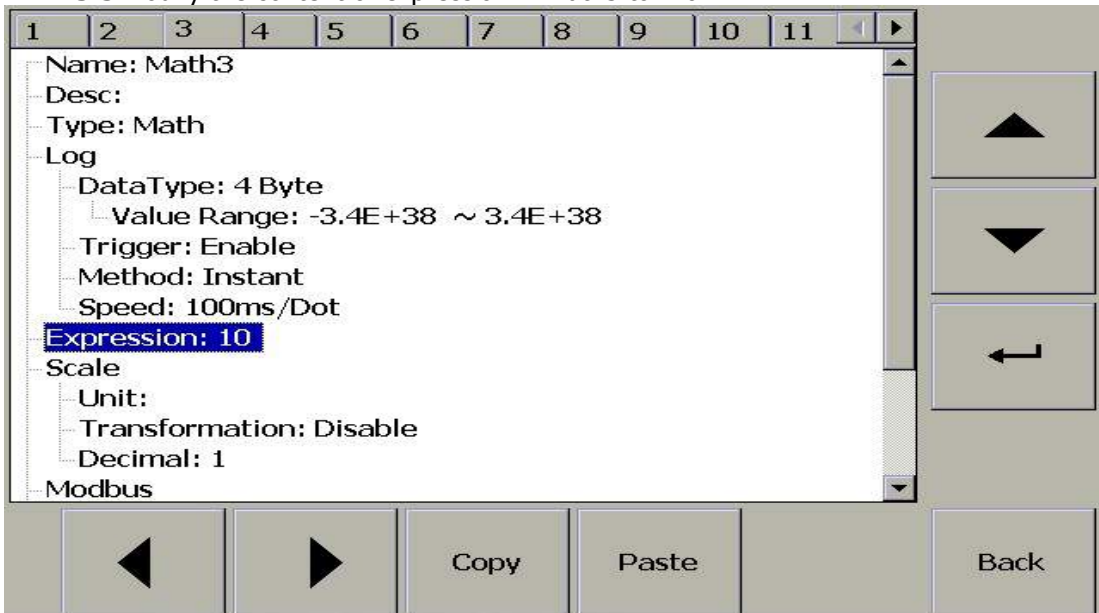


Fig. D-55

iii.3.6 Create table of scale range in Math3



Fig. D-56

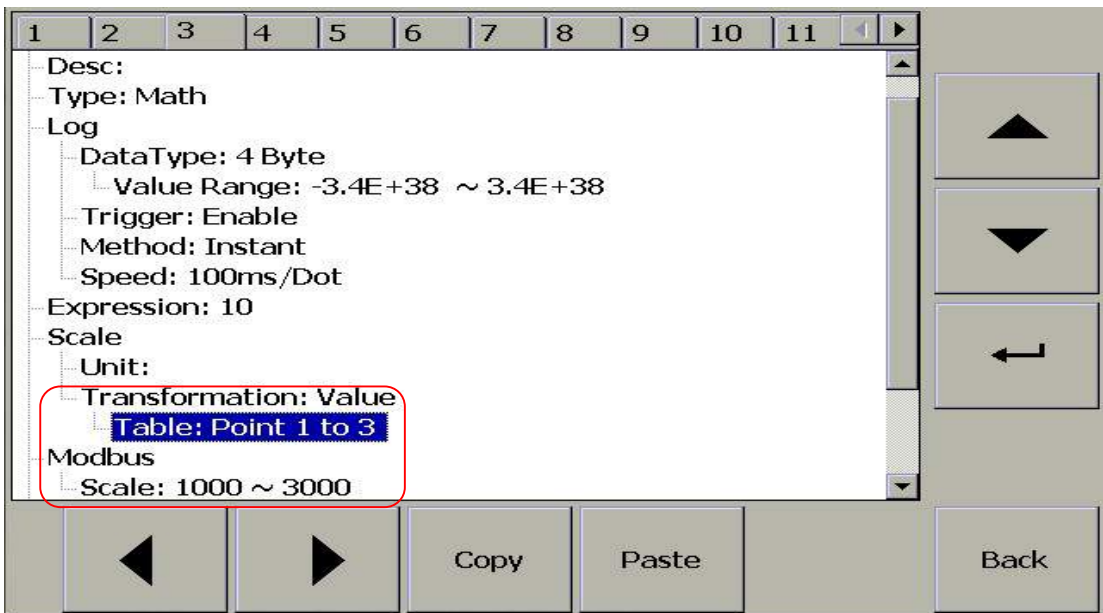


Fig. D-57

iii.3.7 Modify the content of expression in Math4 to "15"

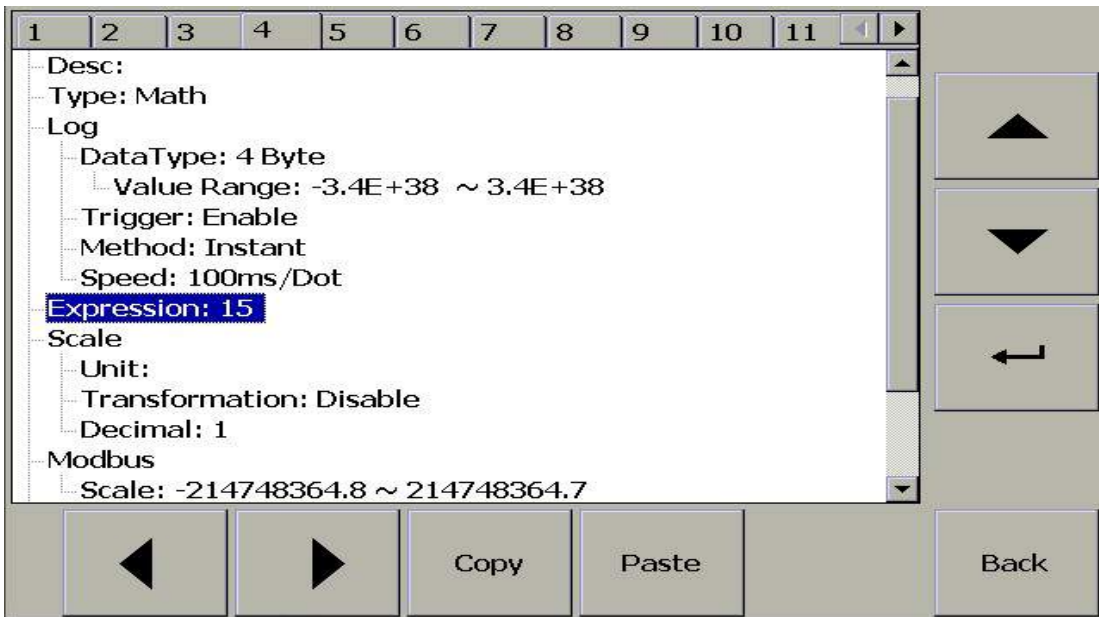


Fig. D-58

iii.3.8 Create table of scale range in Math4

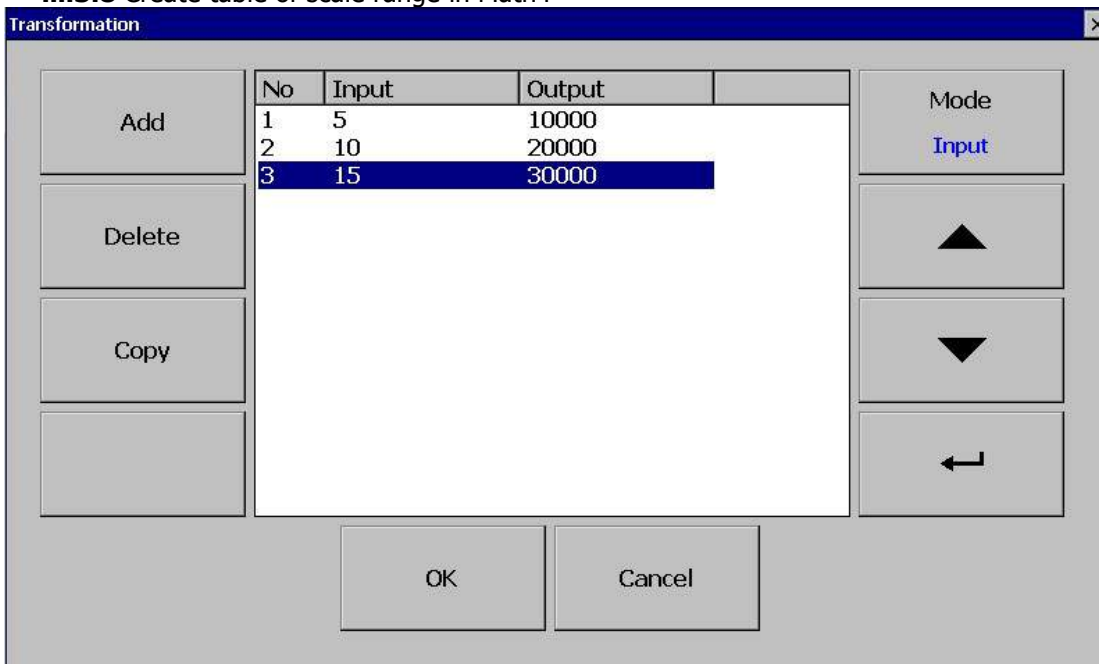


Fig. D-59

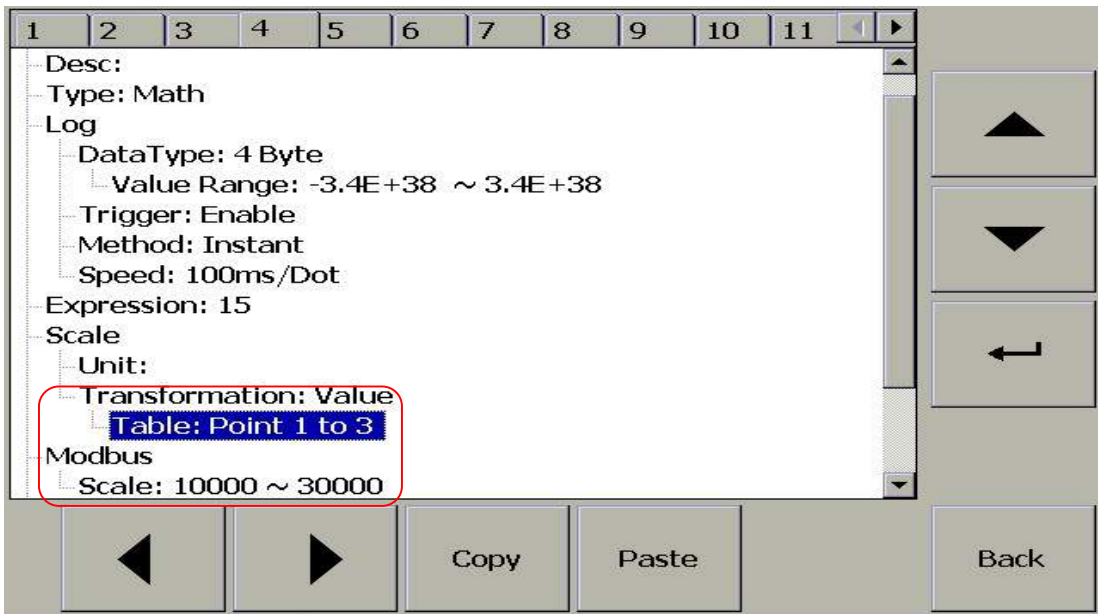


Fig. D-60

iii.3.9 Modify the content of expression in Math1 to "5"

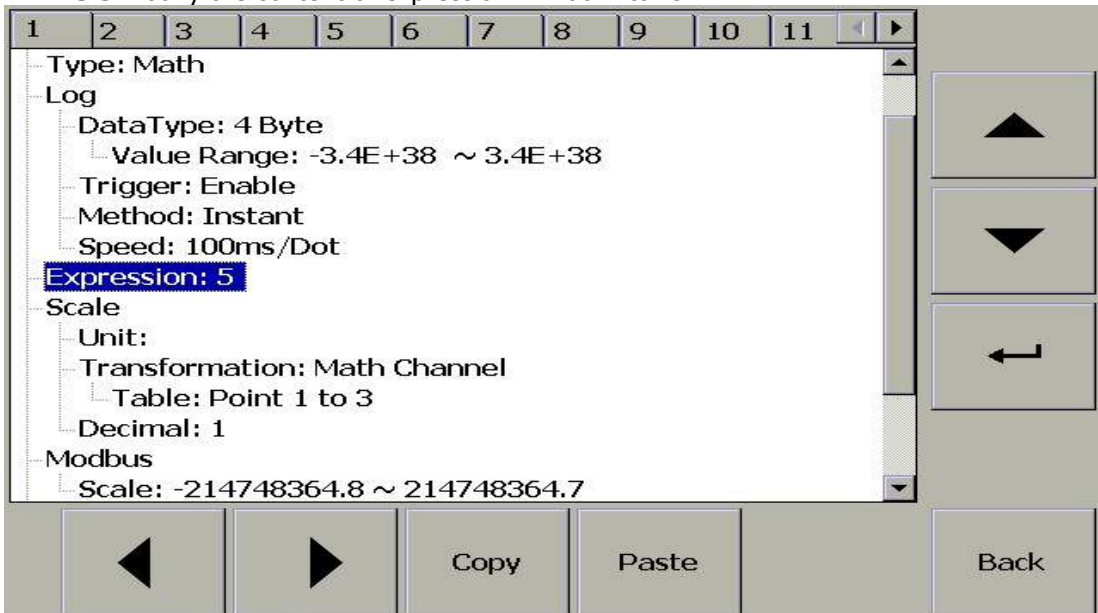


Fig. D-61

iii.3.10 Modify decimal value to "0"

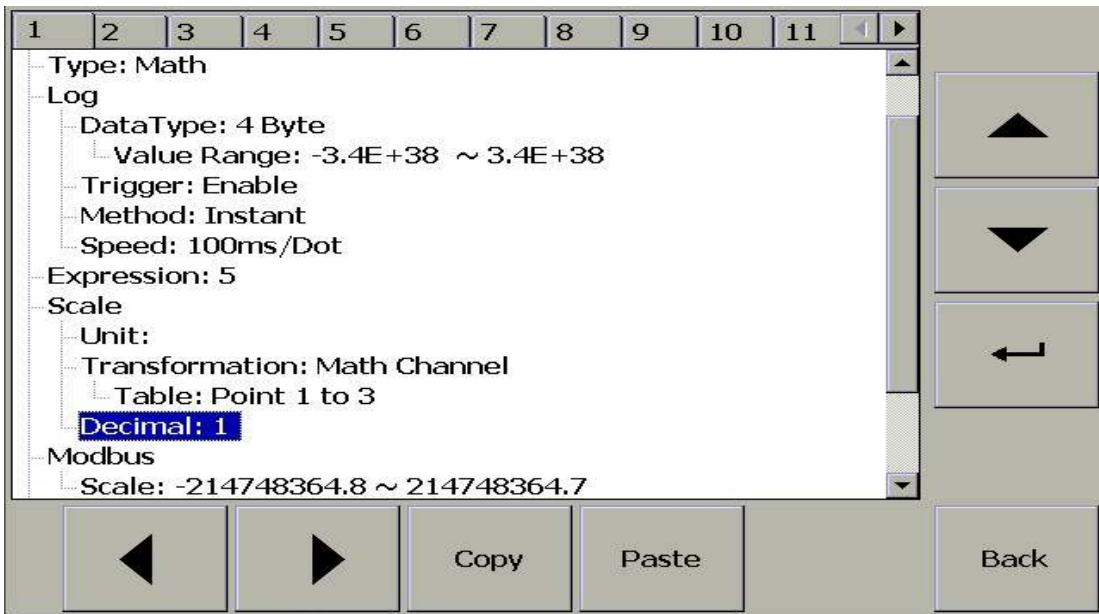


Fig. D-62

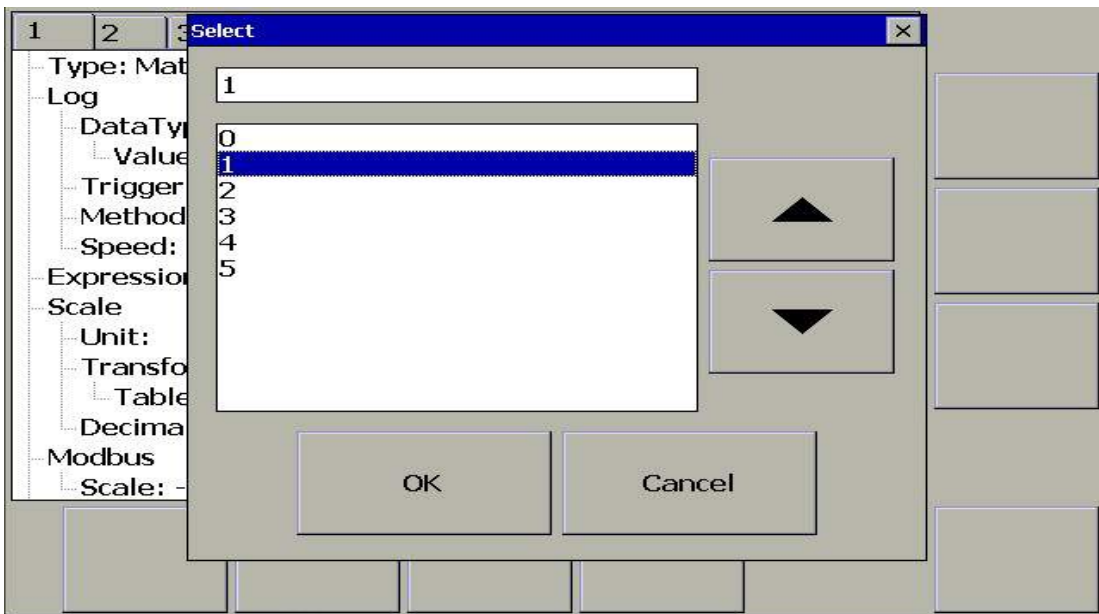


Fig. D-63

Please select "0"

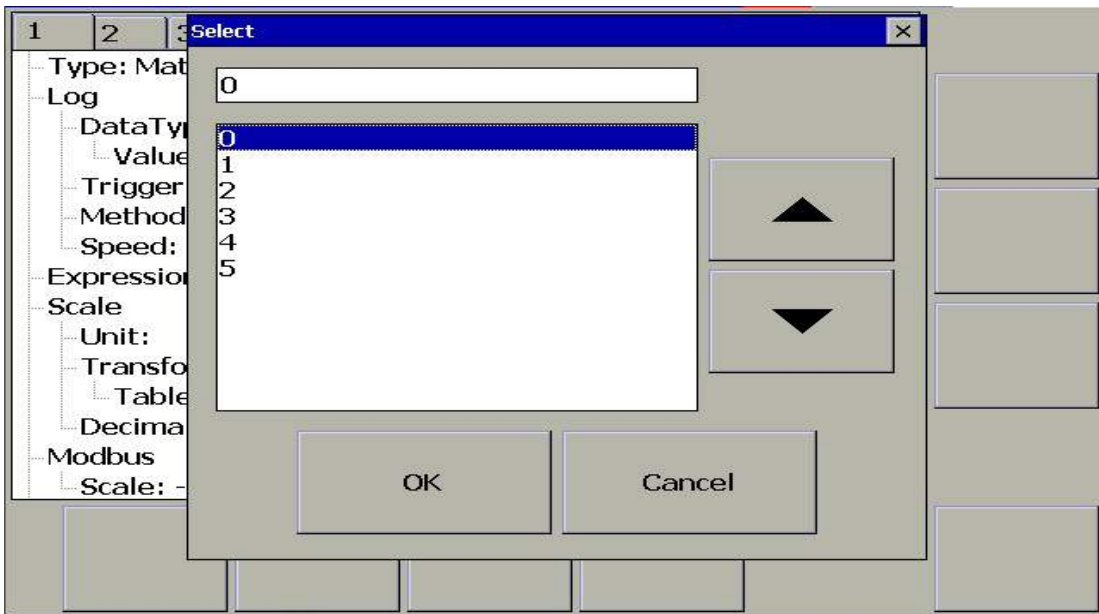


Fig. D-64

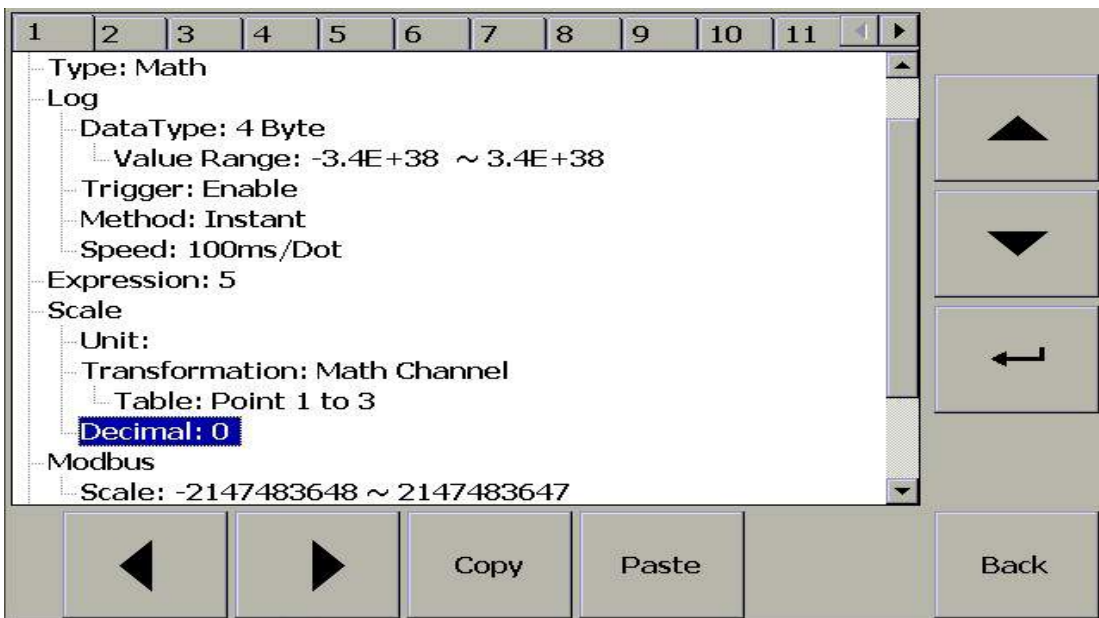


Fig. D-65

iii.3.11 Check the Math1 value in "Overview" page



Menu	Realtime		Overview		
↑	AI41 177.3 °C	AI42 362.2 °F	AI43 151.9 °C	AI44 316.2 °F	AI45 691.7 °C
↑	AI46 1305.0 °F	AI47 46.99 %	AI48 47.70 %	Math1 100	Math2 100
↓	Math3 2000	Math4 3.00E4	Math5 1730.3	Math6 1524.5	Math7 1367.4
↓	Math8 1093.9	Math9 507.4	Math10 844.0	Math11 51.9	Math12 53.9
	Math13 55.8	Math14 57.8	Math15 59.7	Math16 59.7	Math17 57.8
	Math18 55.8	Math19 53.9	Math20 52.0	Counter1 0	Counter2 0
	Counter3 0	Counter4 0	Counter5 0	Counter6 0	Counter7 0
	Counter8 0	Counter9 0	Counter10 0	Counter11 0	Counter12 0

Fig. D-66

If the decimal value in Math1 is set as "0", we don't need to do conversion. Because the value of PR site in Math1 is the same as the value at input register address 50 in master site.

If the decimal value of Math1 is not set as "0", please refer to Page 30 Step2 to do conversion.

Base on the table of conversion in Math1, the input value "5" is converted to output "Math2", so the result of output value in Math1 will refer to Math2's operation result.

Now we are aware Math2's input value "5" is converted output "100", so Math2's output value "100" will be taken into the Math1 as Math1's output result.

In above "Overview" page, we can see the Math1 value is showing "100".

**iii.3.12** Modify content of expression in Math1 to "10" and check the Math1 value in "Overview" page



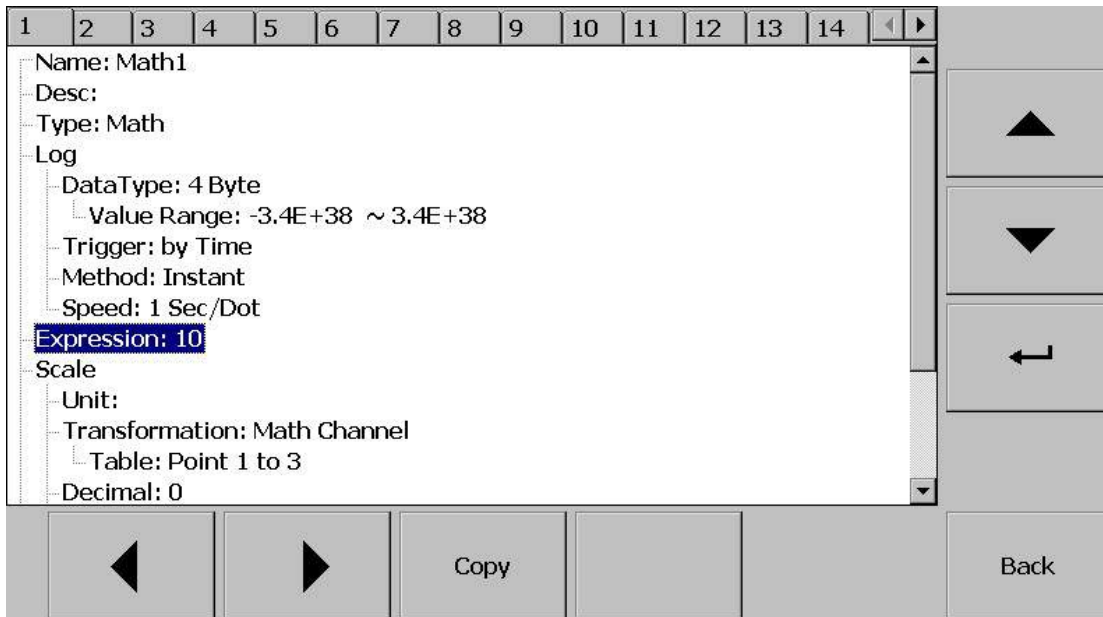


Fig. D-67

Menu	Realtime				Overview
↑	AI41 -168.8 °C	AI42 -197.3 °F	AI43 -91.0 °C	AI44 -66.3 °F	AI45 220.2 °C
↑	AI46 597.8 °F	AI47 31.81 %	AI48 36.30 %	Math1 2000	Math2 100
↓	Math3 2000	Math4 3.00E4	Math5 987.0	Math6 922.8	Math7 886.1
↓	Math8 713.8	Math9 357.7	Math10 703.0	Math11 60.0	Math12 70.0
	Math13 80.0	Math14 90.0	Math15 100.0	Math16 90.0	Math17 80.0
	Math18 70.0	Math19 60.0	Math20 50.0	Counter1 0	Counter2 0
	Counter3 0	Counter4 0	Counter5 0	Counter6 0	Counter7 0
	Counter8 0	Counter9 0	Counter10 0	Counter11 0	Counter12 0

Fig. D-68

Base on the table of conversion in Math1, the input value "10" is converted to output "Math3", so the result of output value in Math1 will refer to Math3's operation result.

Now we are aware Math3's input value "10" is converted output "2000", so Math3's output value "2000" will be taken into the Math1 as Math1's output result.

In above "Overview" page, we can see the Math1 value is showing "2000".

**iii.3.13** Modify the content of expression in Math1 to "15" and check the Math1 value in "Overview" page

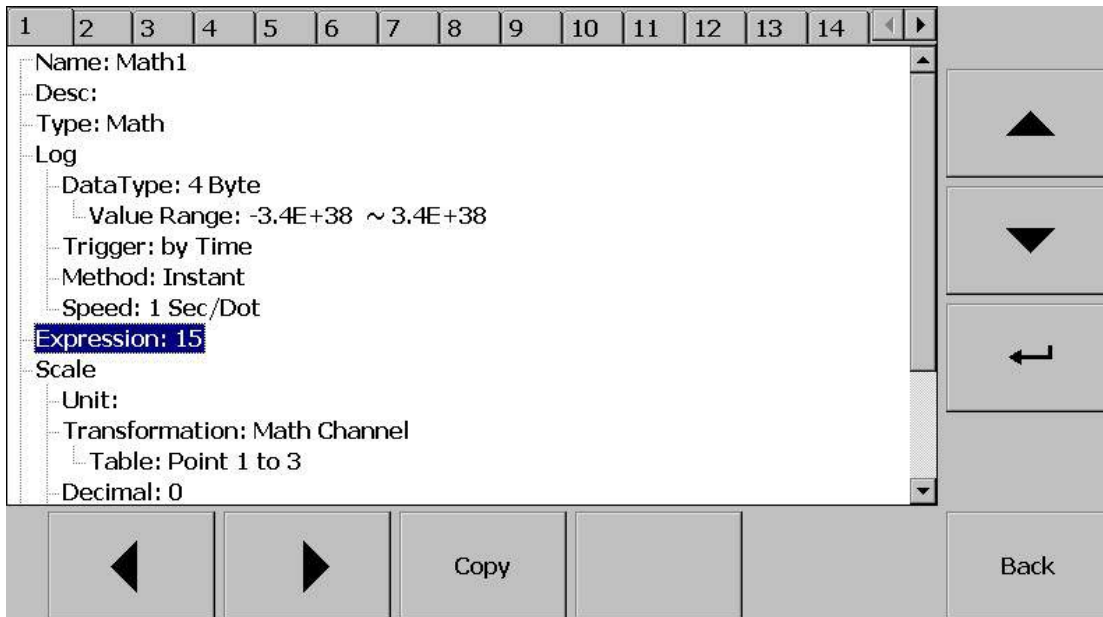


Fig. D-69

↑	AI41 391.7 °C	AI42 710.6 °F	AI43 303.1 °C	AI44 554.5 °F	AI45 985.2 °C
↑	AI46 1745.3 °F	AI47 56.44 %	AI48 54.80 %	Math1 3.00E4	Math2 100
↓	Math3 2000	Math4 3.00E4	Math5 -193.4	Math6 -32.6	Math7 121.8
↓	Math8 183.4	Math9 119.9	Math10 479.3	Math11 71.0	Math12 66.8
	Math13 62.6	Math14 58.4	Math15 54.2	Math16 29.0	Math17 33.2
	Math18 38.1	Math19 42.1	Math20 46.0	Counter1 0	Counter2 0
	Counter3 0	Counter4 0	Counter5 0	Counter6 0	Counter7 0
	Counter8 0	Counter9 0	Counter10 0	Counter11 0	Counter12 0

Fig. D-70

Base on the table of conversion in Math1, the input value "15" is converted to output "Math4", so the result of output value in Math1 will refer to Math4's operation result.

Now we are aware Math4's input value "15" is converted output "30000", so Math4's output value "30000" will be taken into the Math1 as Math1's output result.

In above "Overview" page, we can see the Math1 value is showing "30000".

## Appendix E

### AO Convert Example

i. Press 『Menu』 -> 『More』 -> 『Config』

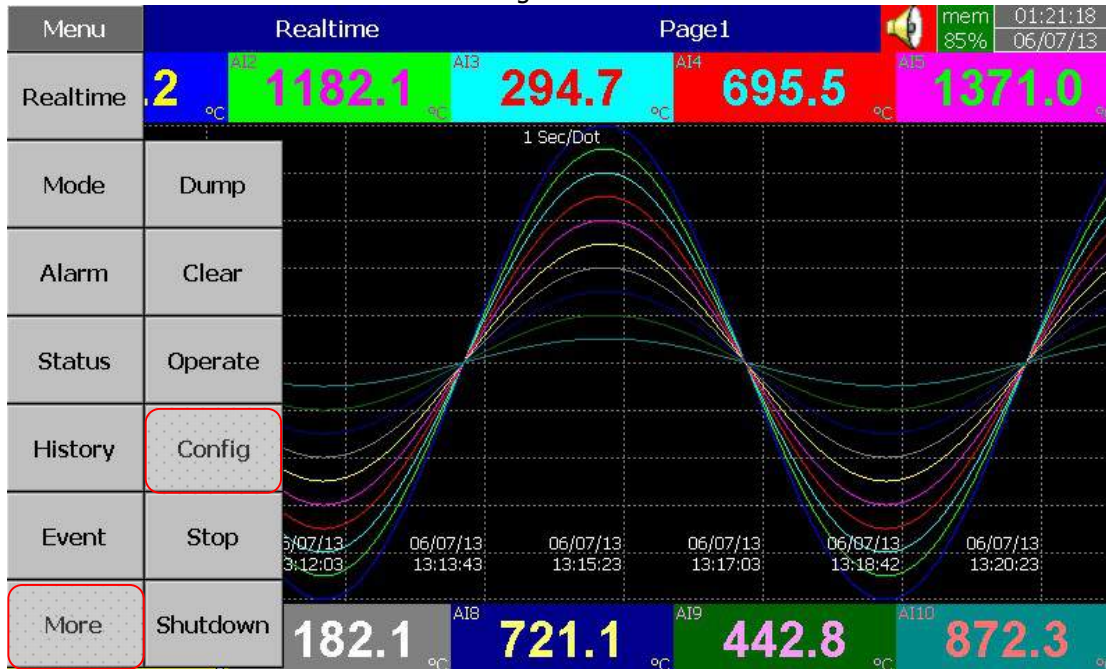


Fig. E-1

ii. Please select 『AO』

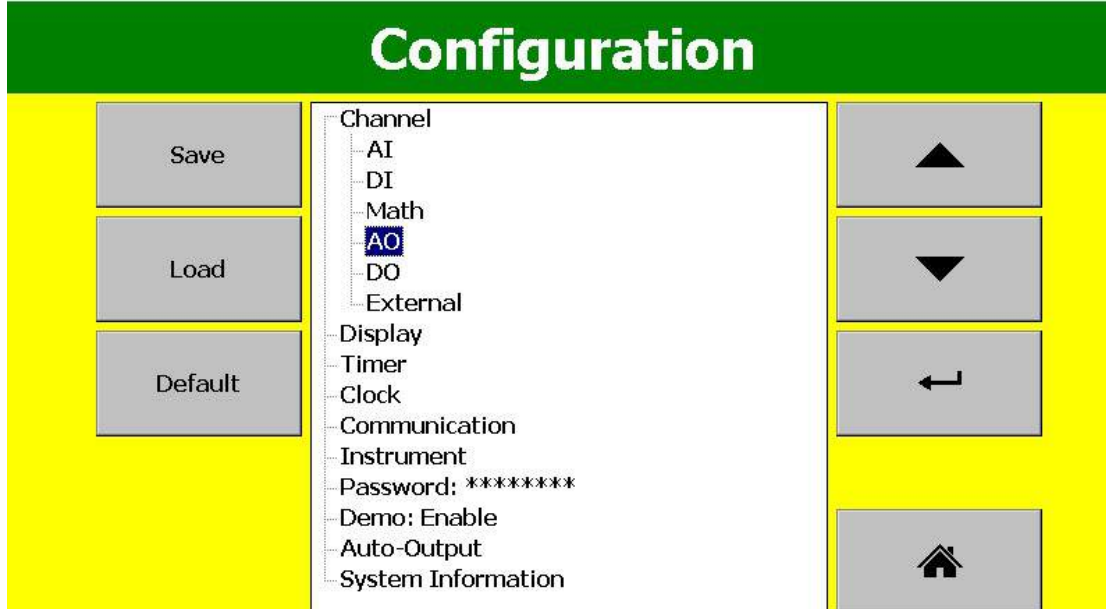


Fig. E-2

iii. We can see the expression of AO in following screen

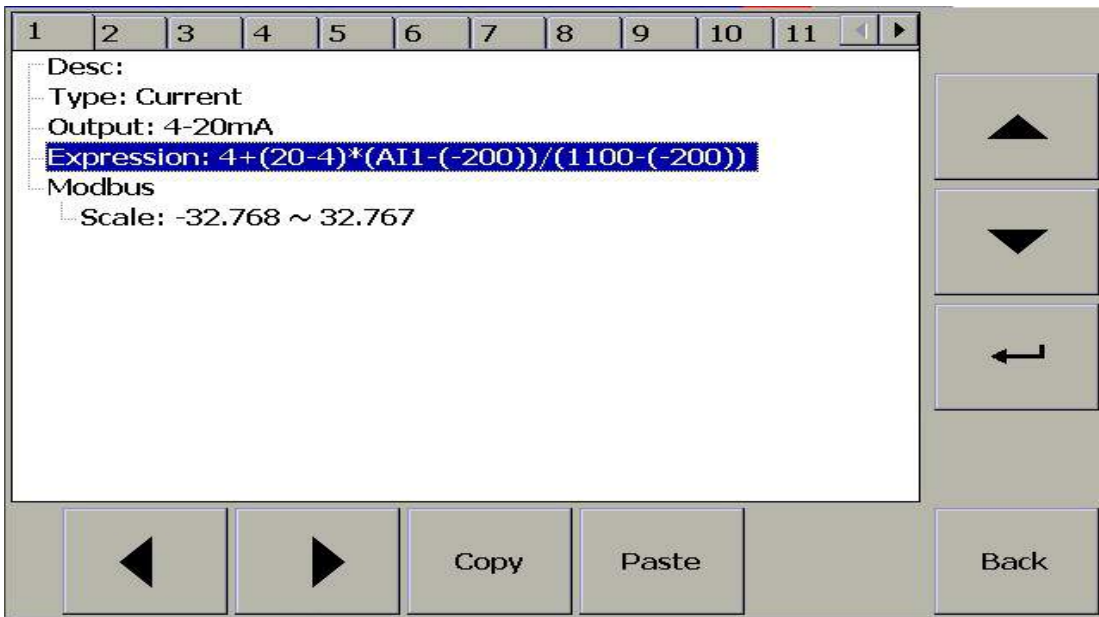


Fig. E-3

Please change the content of expression from AI1 to 10 as following showing

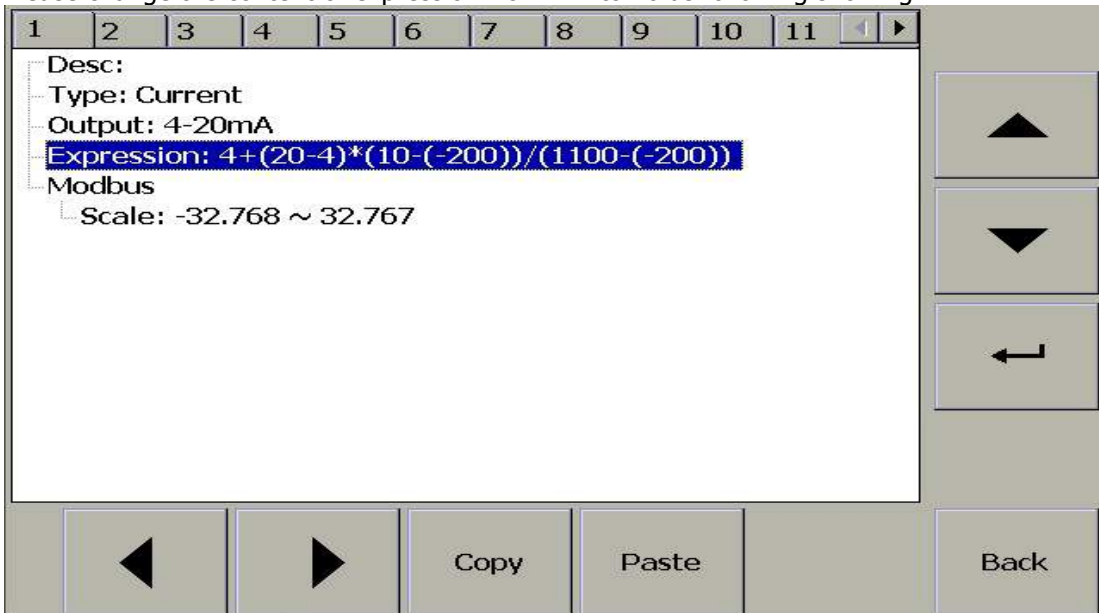


Fig. E-4

- iv. Please come back to the main screen and press 『Menu』 -> 『Status』



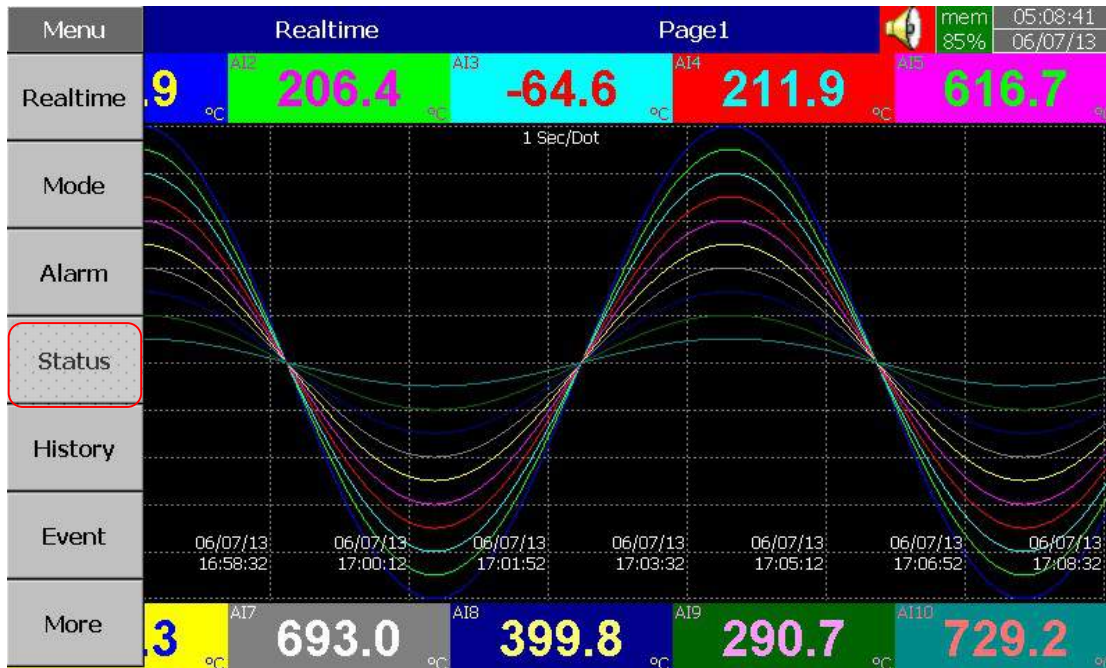


Fig. E-5

v. Press 『AO』 page as following showing

DI	DO	AO	Counter	Totalizer
No.	Name	Value	Description	
1	A01	5.857		
2	A02	6.033		
3	A03	6.698		
4	A04	7.358		
5	A05	8.021		
6	A06	8.684		
7	A07	9.347		
8	A08	10.010		
9	A09	10.673		
10	A010	11.337		
11	A011	8.975		
12	A012	9.278		

Fig. E-6

In here we can see the value is showing "5.857", but at the Input Register address 601 is showing "38625", so we need using specific expression to convert the value as following:

$$AO \text{ value} = (((\text{Register value} * 65.535) / 65535) - 32.768)$$

Now the Register value is "38625", please take the value "38625" into the expression as following:

$$\begin{aligned} AO \text{ value} &= (((38625 * 65.535) / 65535) - 32.768) \\ &= ((2531289.375 / 65535) - 32.768) \\ &= 38.625 - 32.768 \\ &= 5.857 \end{aligned}$$

## Appendix F

### Ext Convert Example for AI

i. Press 『Menu』 -> 『More』 -> 『Config』

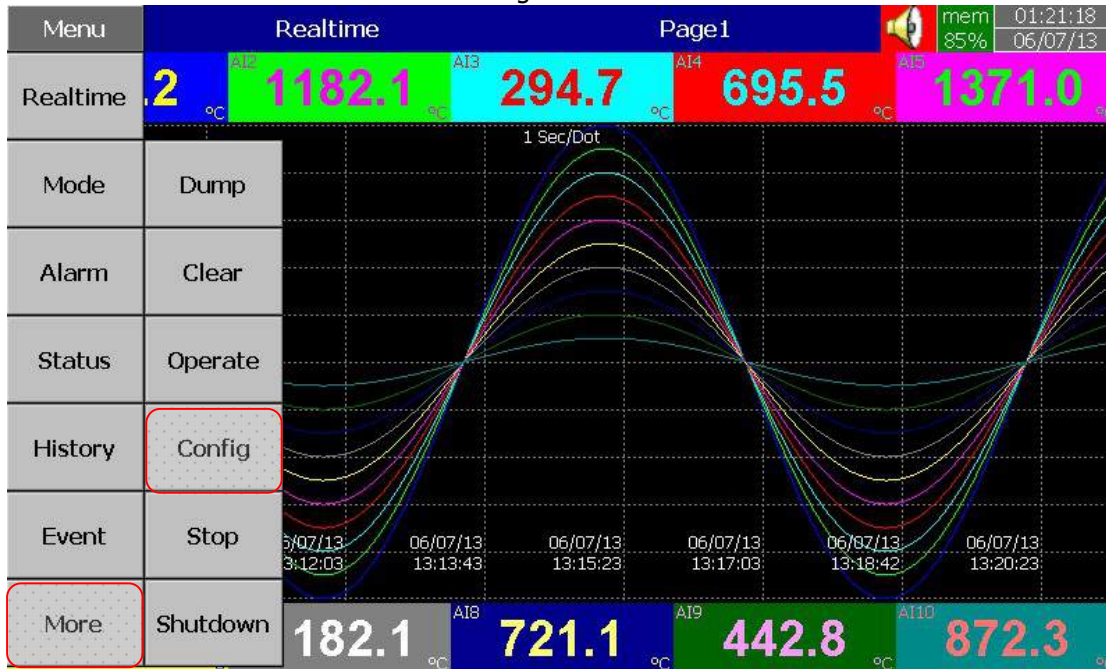


Fig. F-1

ii. Please select 『External』

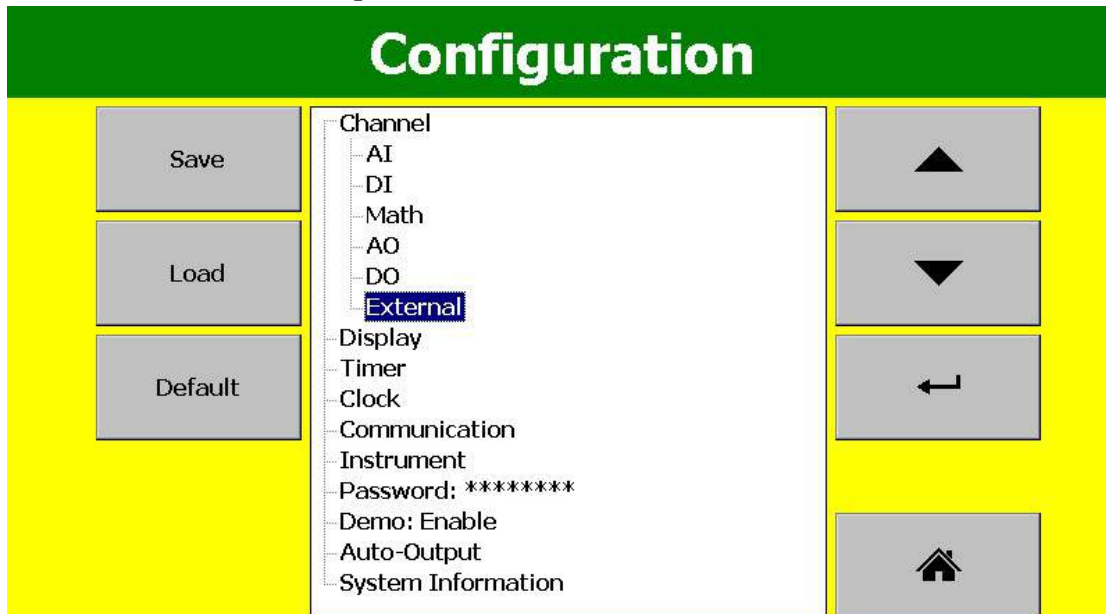


Fig. F-2

iii. Please modify the 『DataType』 from 『4 Byte』 to 『2 Byte』

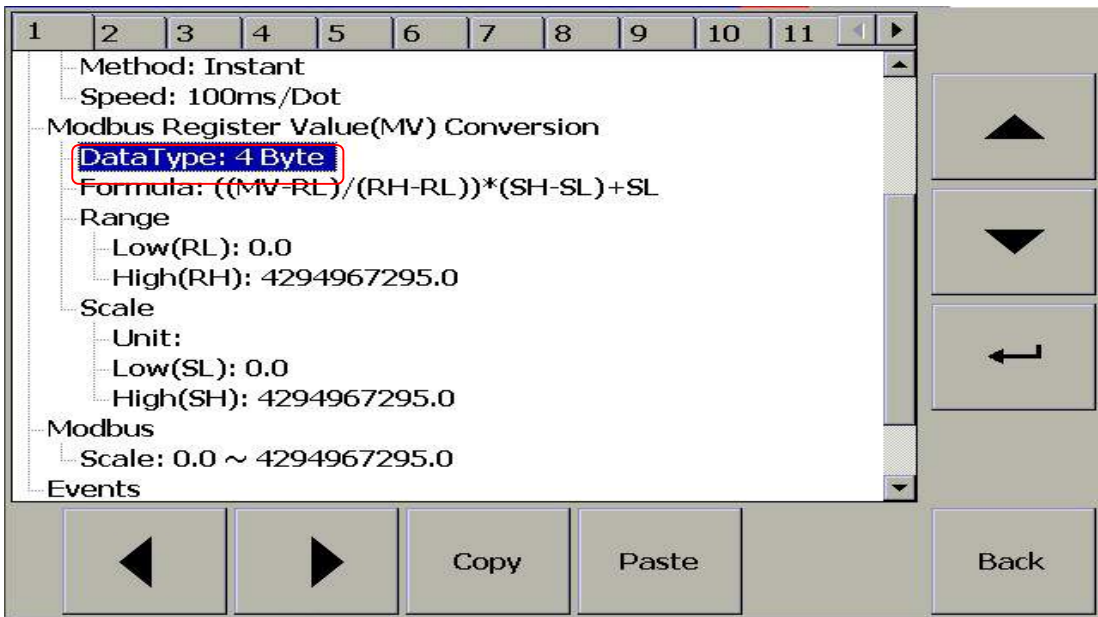


Fig. F-3

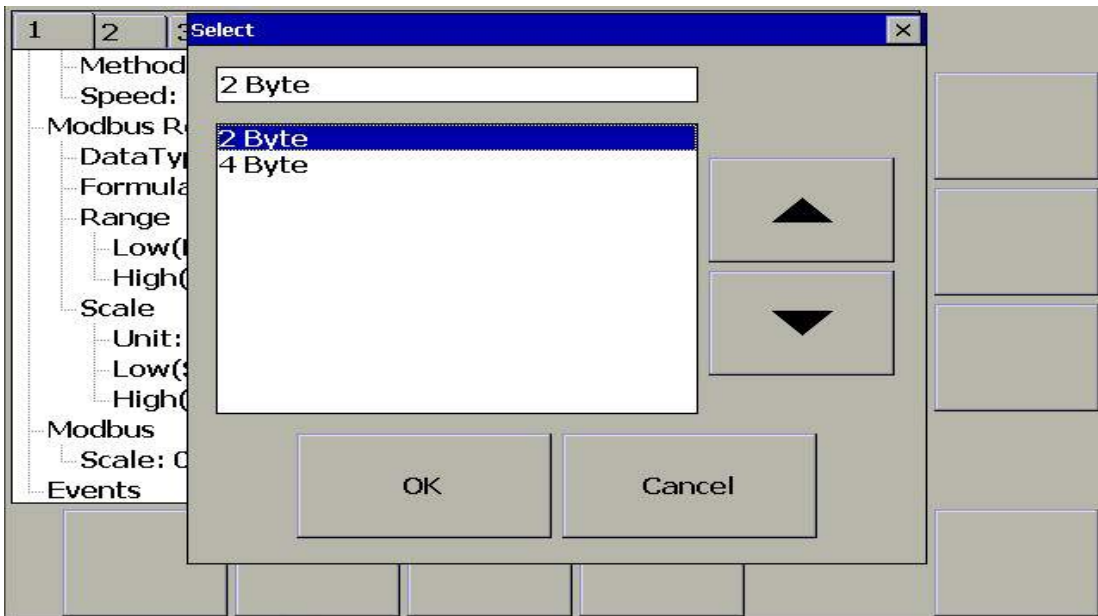


Fig. F-4

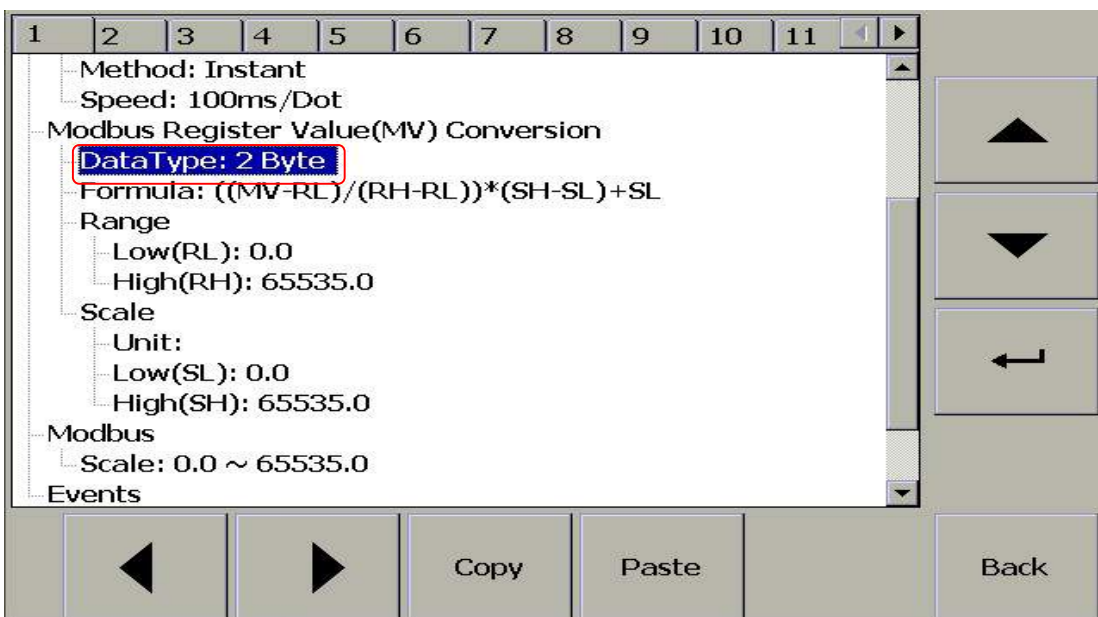


Fig. F-5

- iv. Please modify the 『Scale』 range  
Because the AI1 sensor range is -120.0 ~ 1000.0, so please modify Ext Scale Low(SL) from 0.0 to -120.0 and Scale High(SH) from 65535.0 to 1000.0

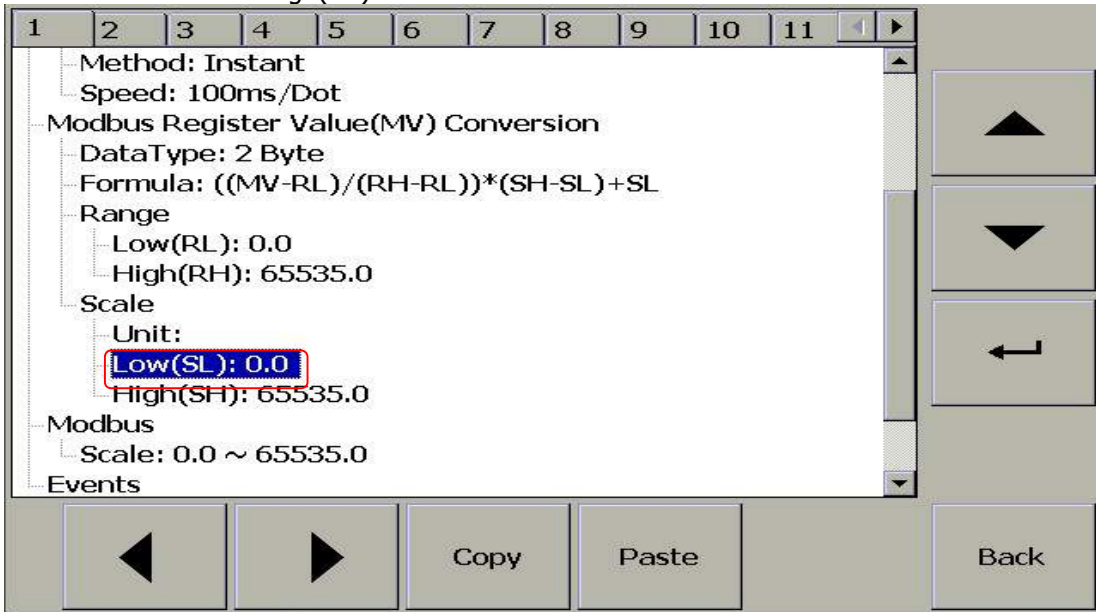


Fig. F-6

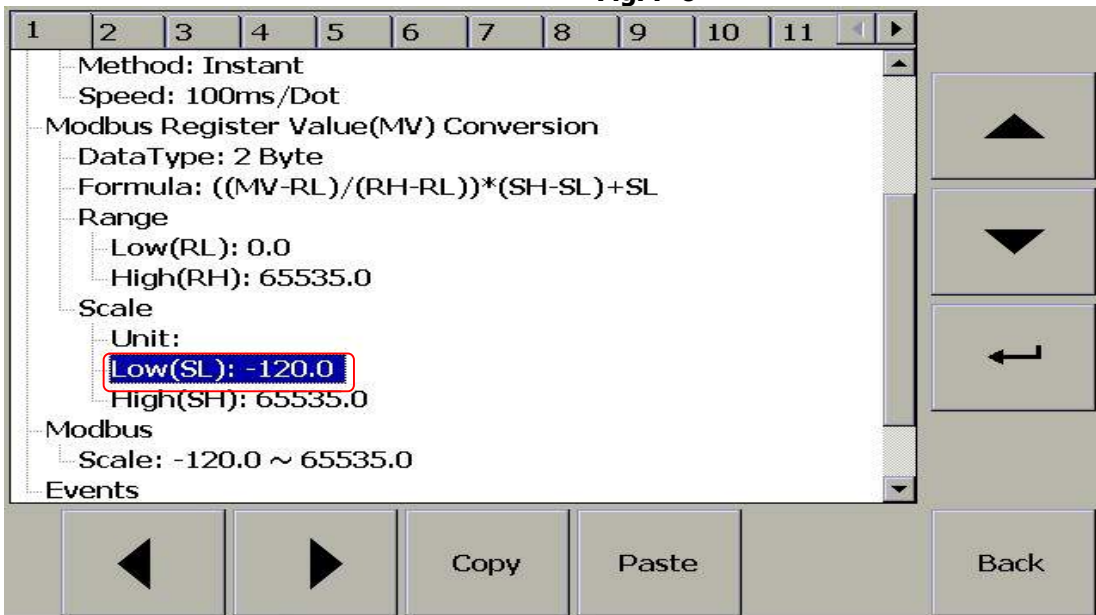


Fig. F-7



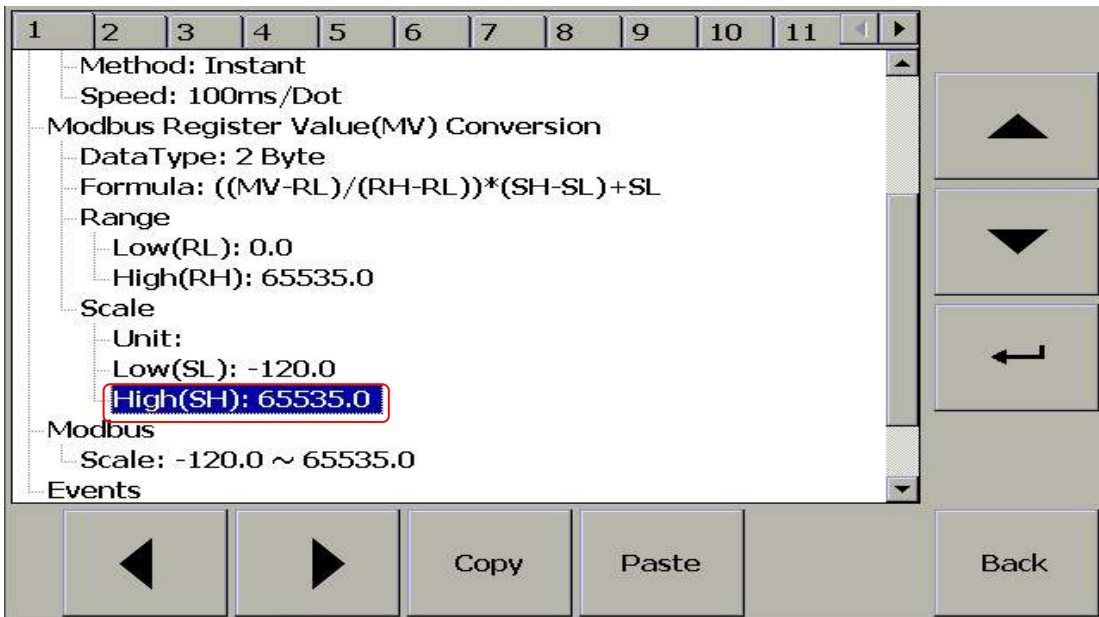


Fig. F-8

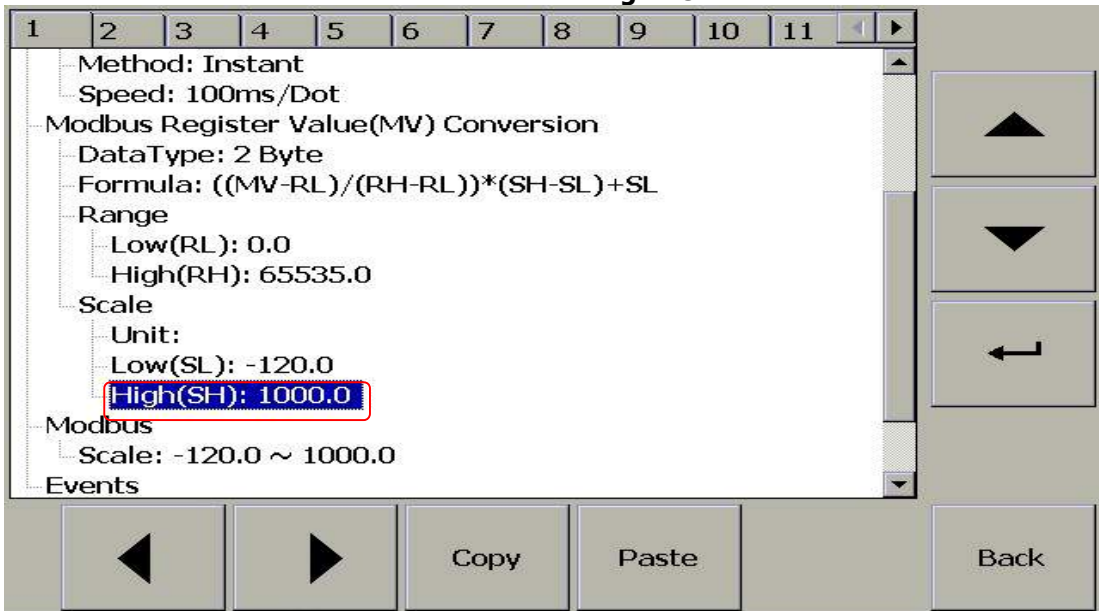


Fig. F-9

- v. Repeat Step **iii** to Step **iv** for convert another AI value.

## Appendix G

### Ext Convert Example for DO and DO

i. Press 『Menu』 -> 『More』 -> 『Config』

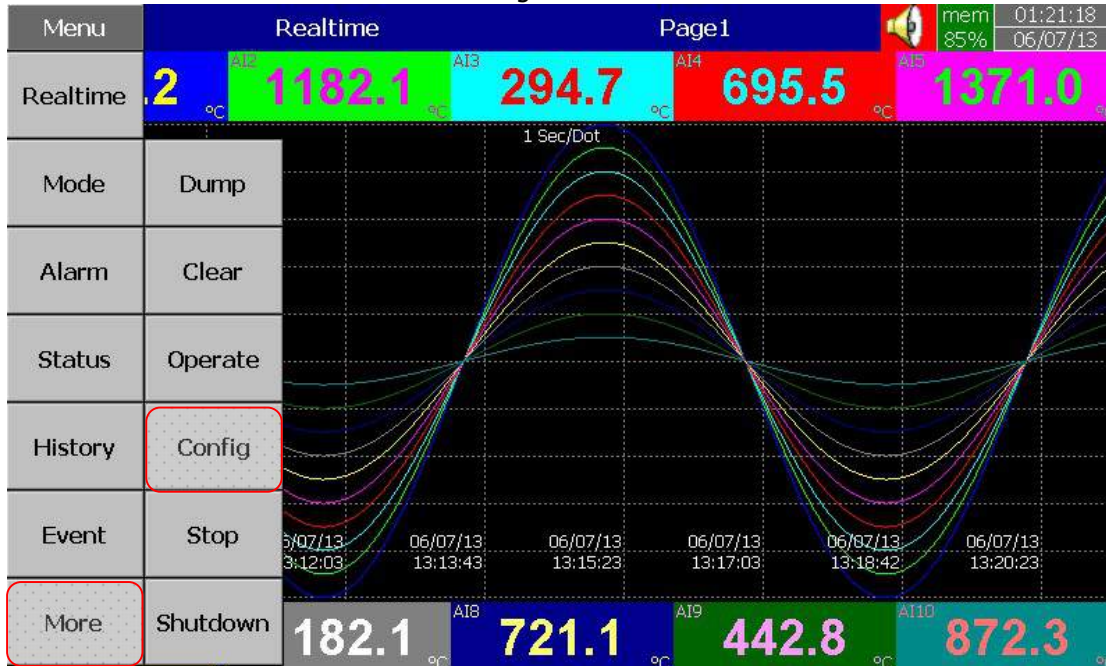


Fig. G-1

ii. Please select 『External』

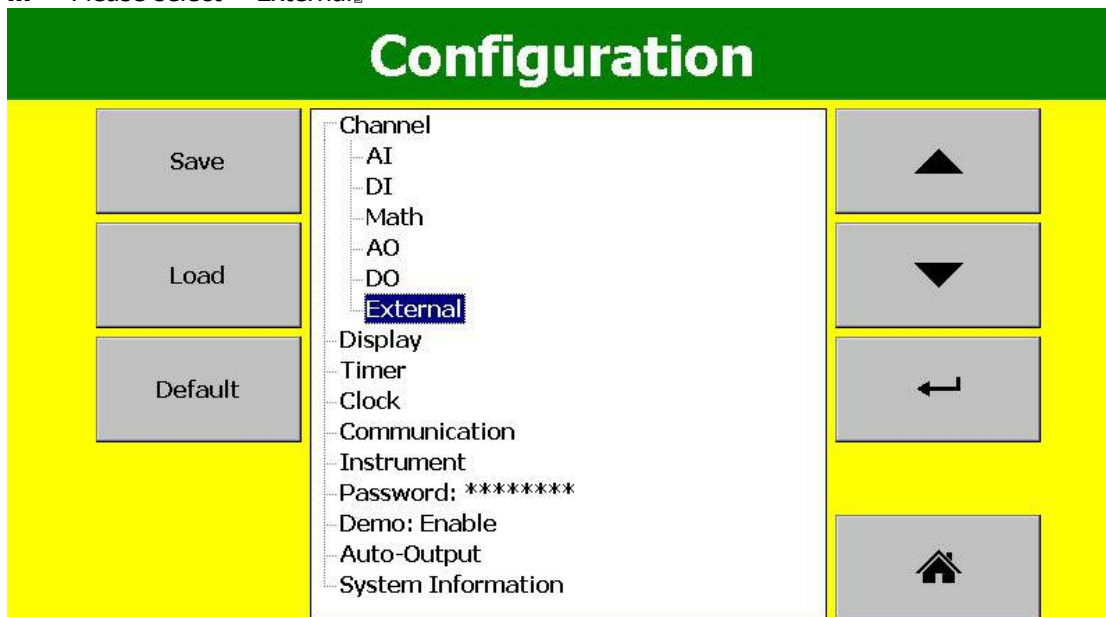


Fig. G-2

iii. Please modify the 『DataType』 from 『4 Byte』 to 『2 Byte』

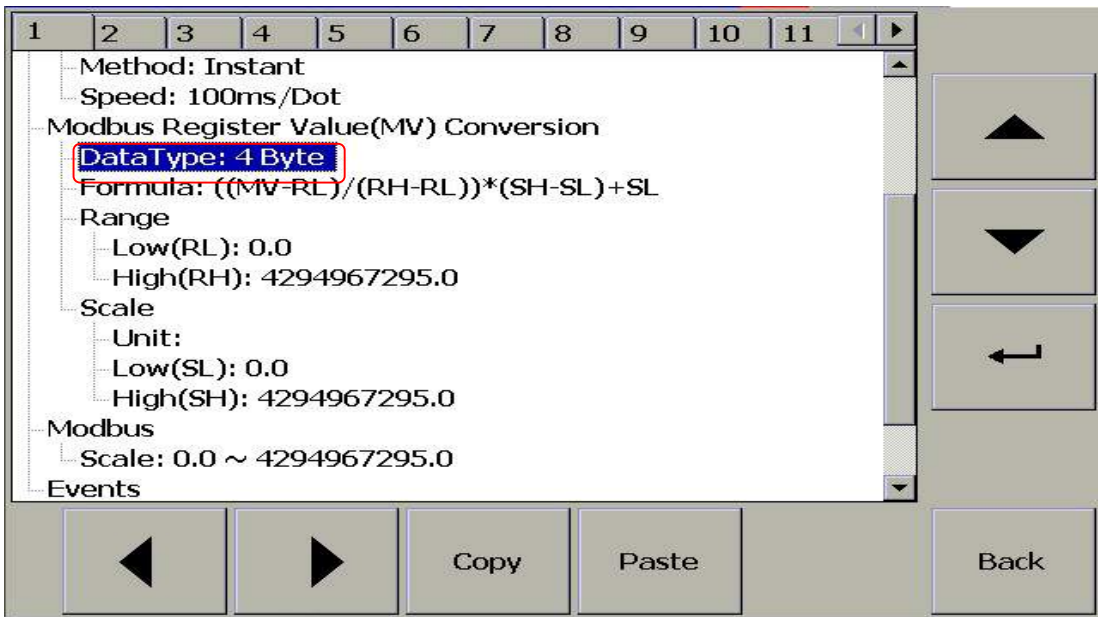


Fig. F-3

Fig. G-3

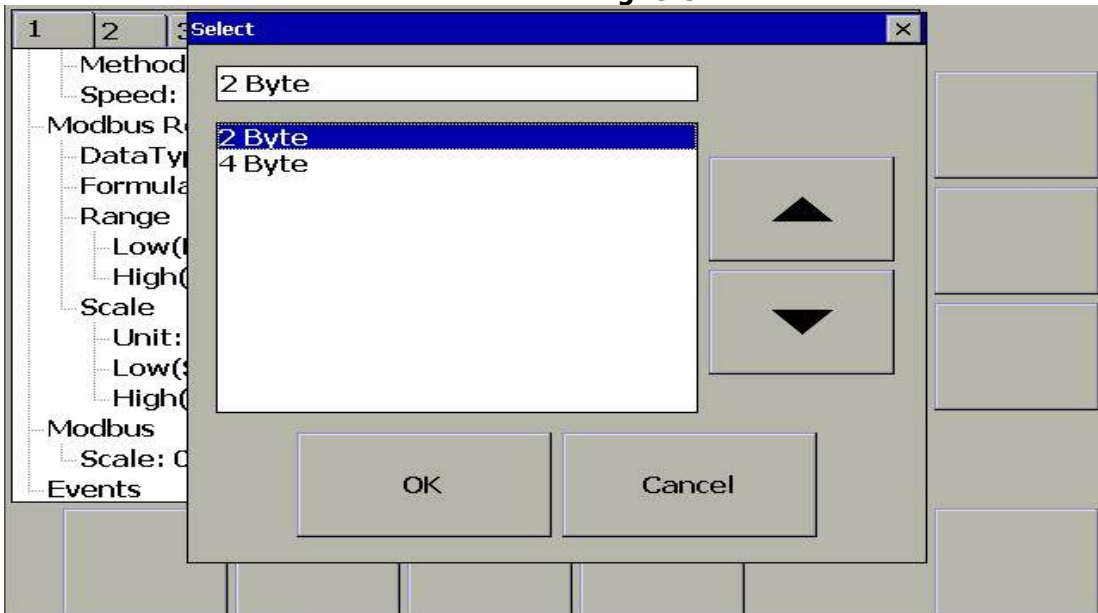


Fig. G-4

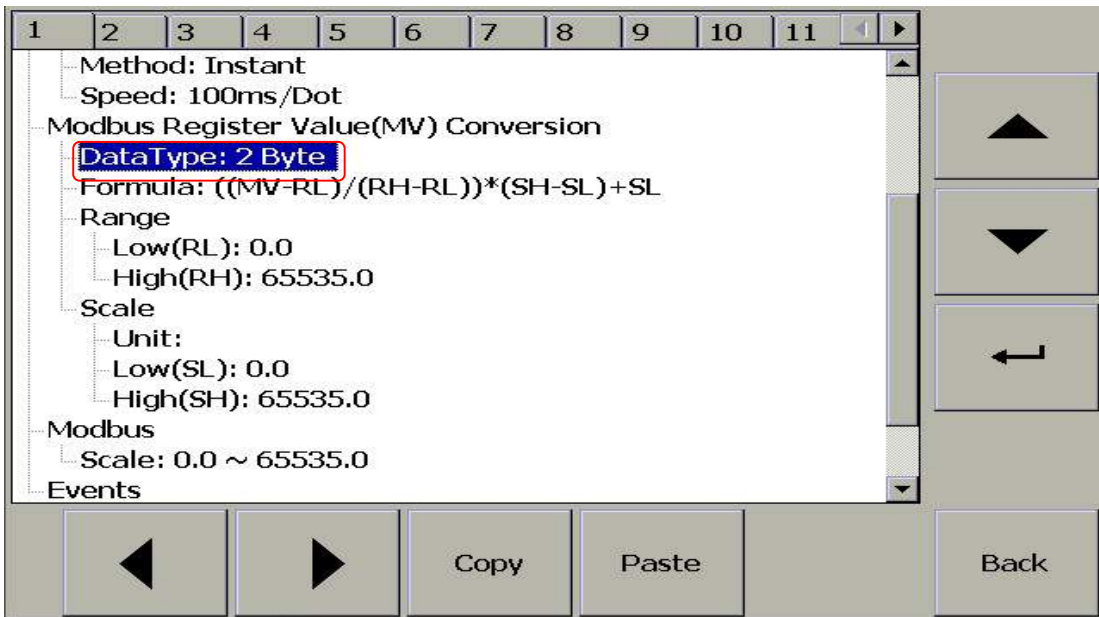


Fig. G-5

iv. Please modify the 'Scale' range

Because the DI and DO data not need to do convert, so please make sure Range Low(RL) and Scale Low(SL) is same and Range High(RH) and Scale High(SH) is same

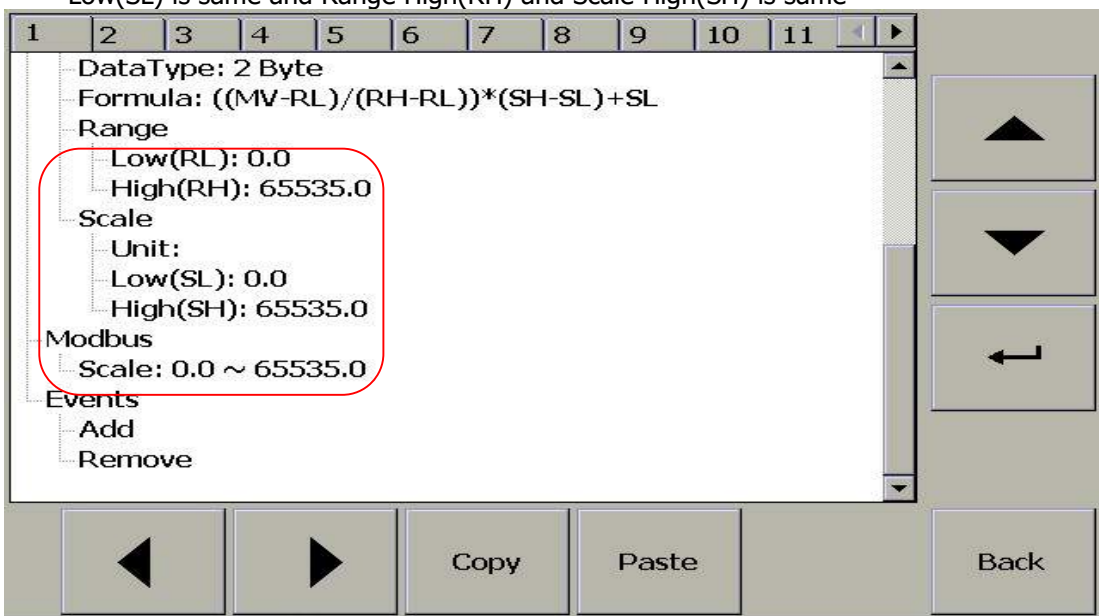


Fig. G-6

# Appendix H

## Ext Convert Example for AO

i. Press 『Menu』 -> 『More』 -> 『Config』

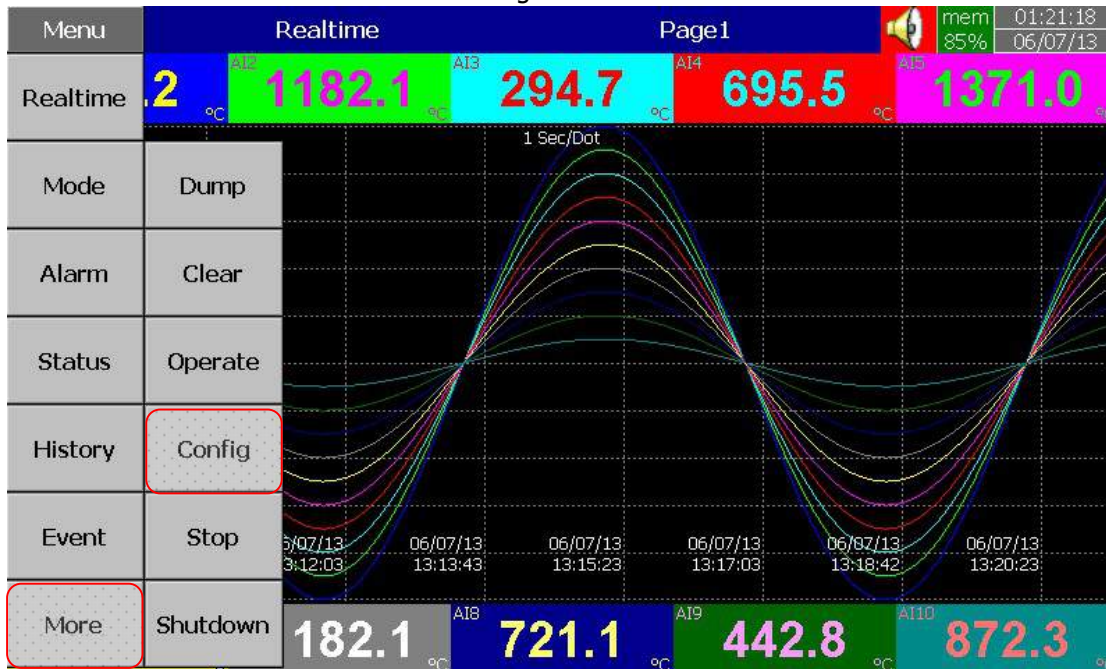


Fig. H-1

ii. Please select 『External』

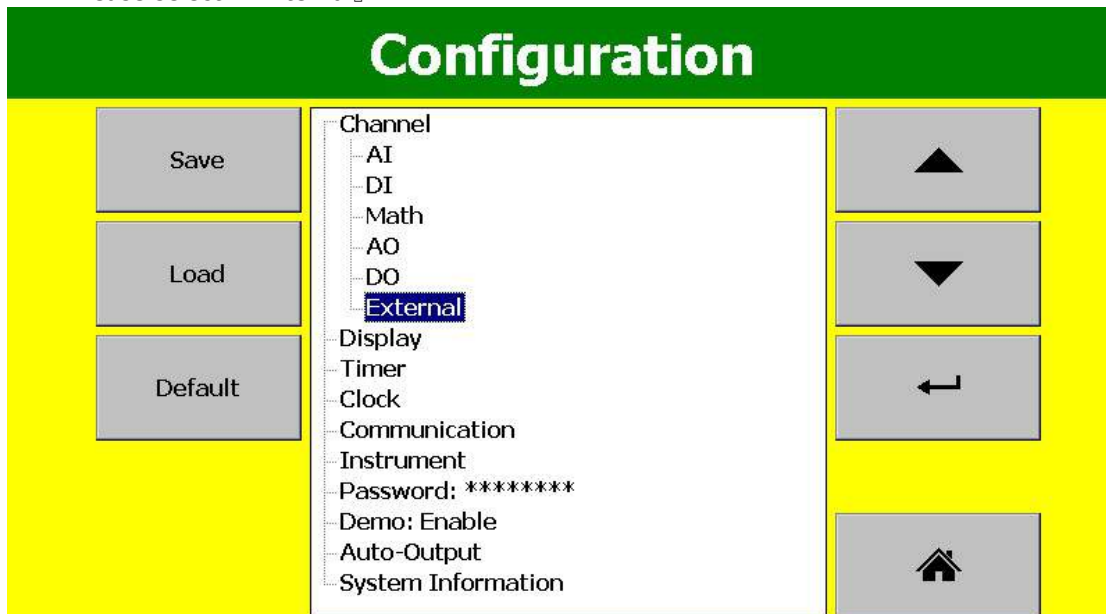


Fig. H-2

iii. Please modify the 『DataType』 from 『4 Byte』 to 『2 Byte』



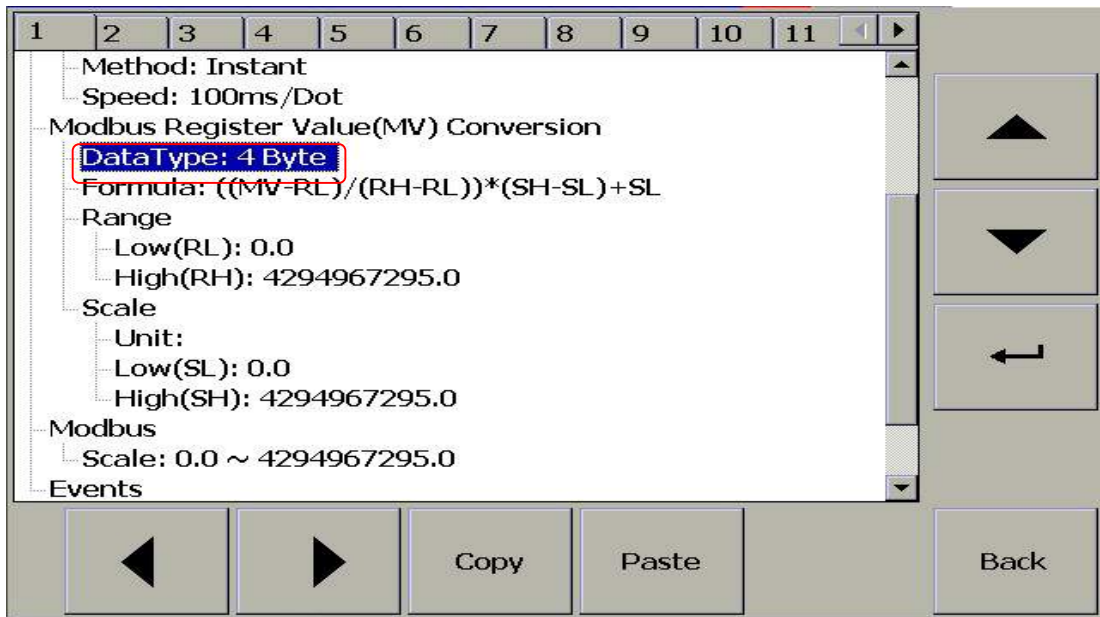


Fig. H-3

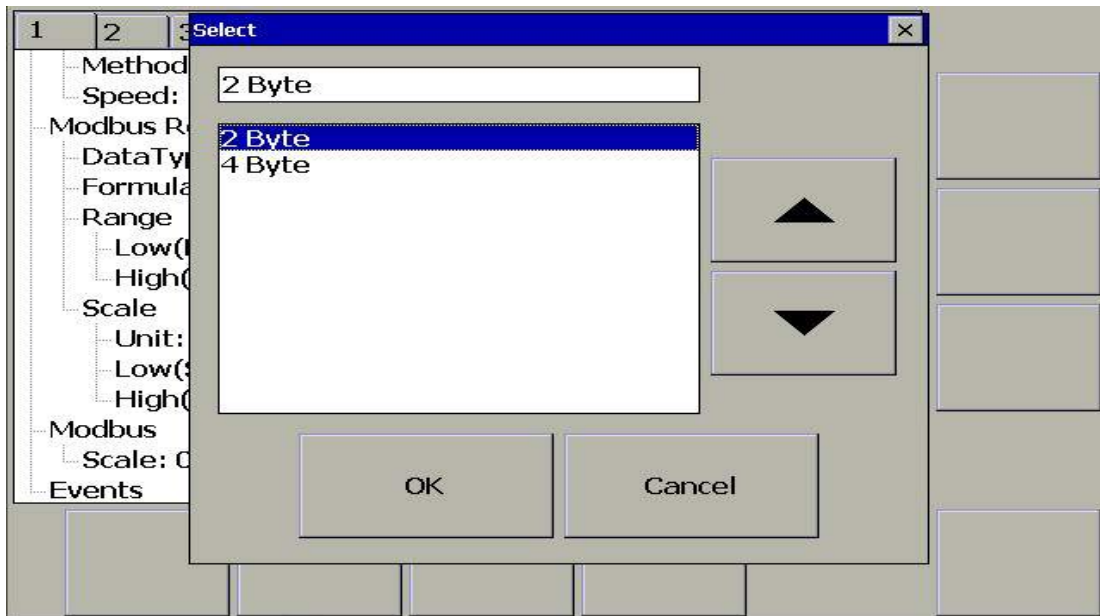
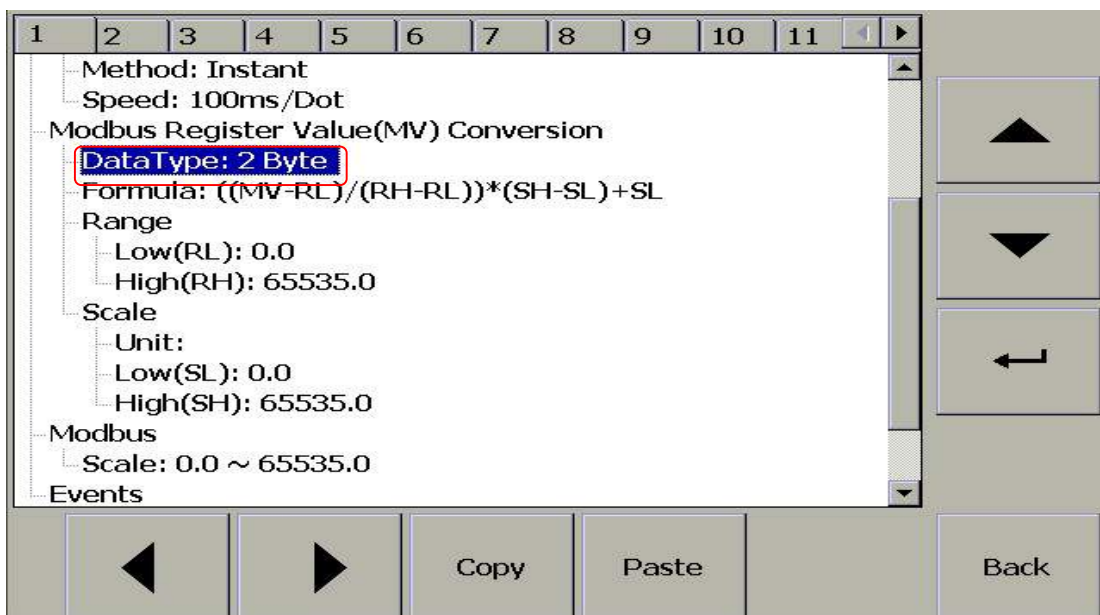
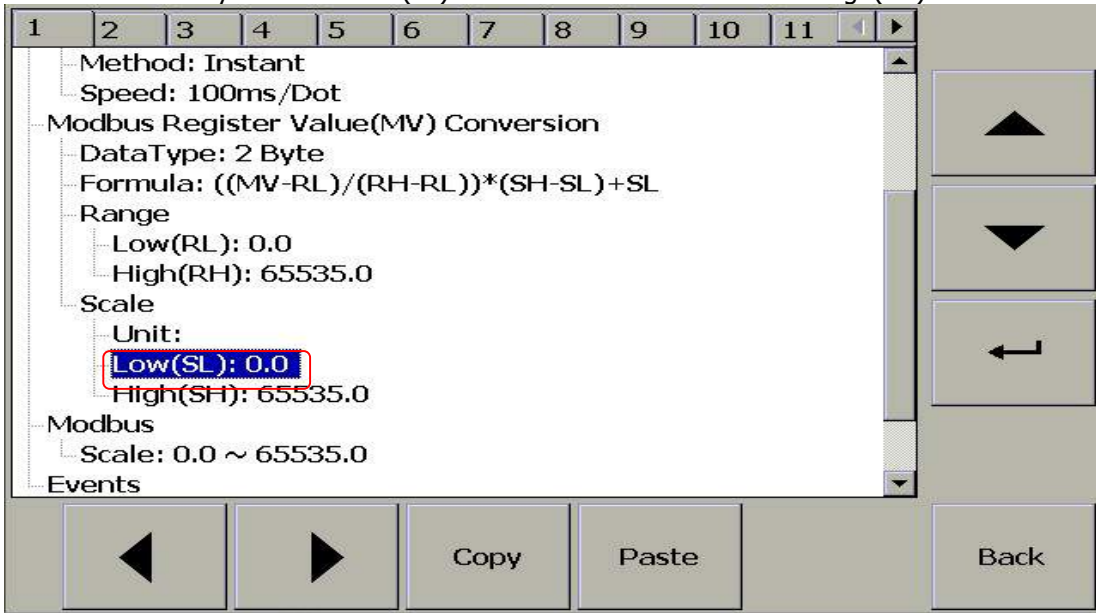


Fig. H-4

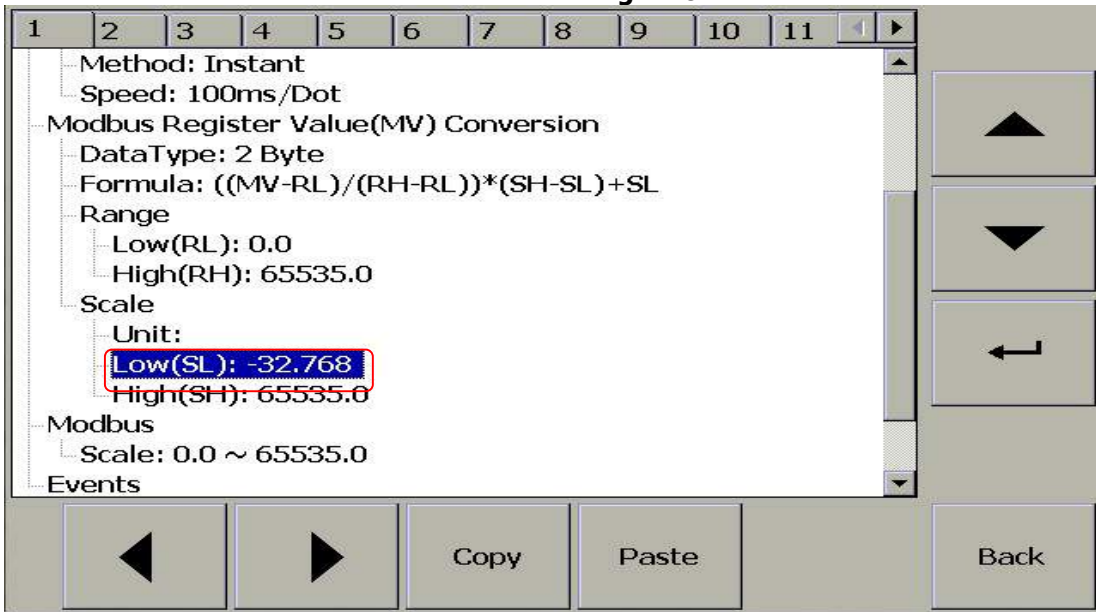


**Fig. H-5**

- iv. Please modify the 『Scale』 range  
Please modify Ext Scale Low(SL) from 0.0 to -32.768 and Scale High(SH) from 65535.0 to 32.767



**Fig. H-6**



**Fig. H-7**

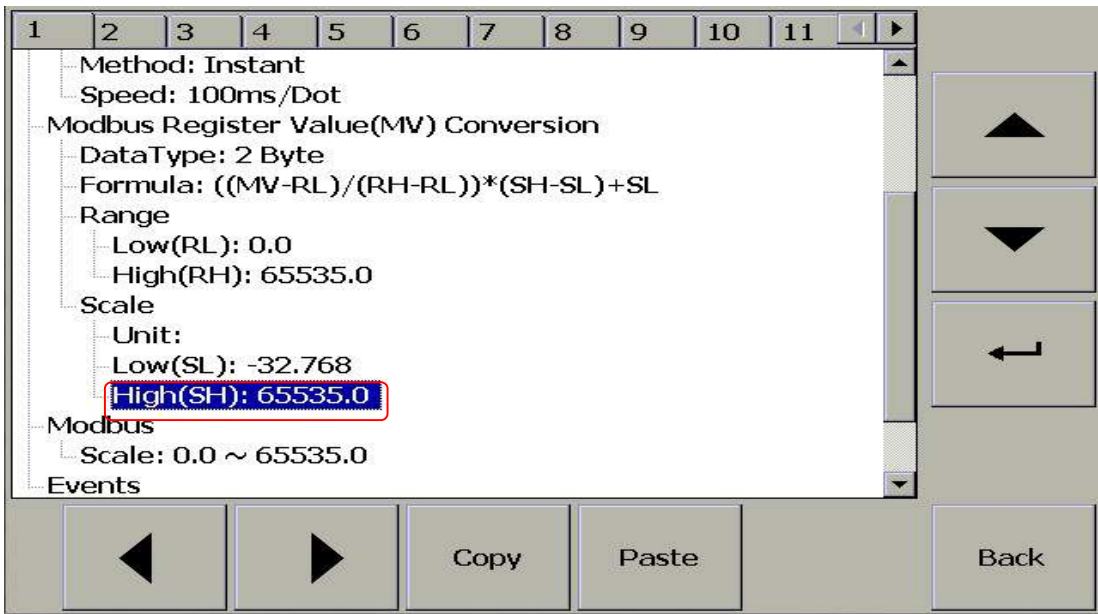


Fig. H-8

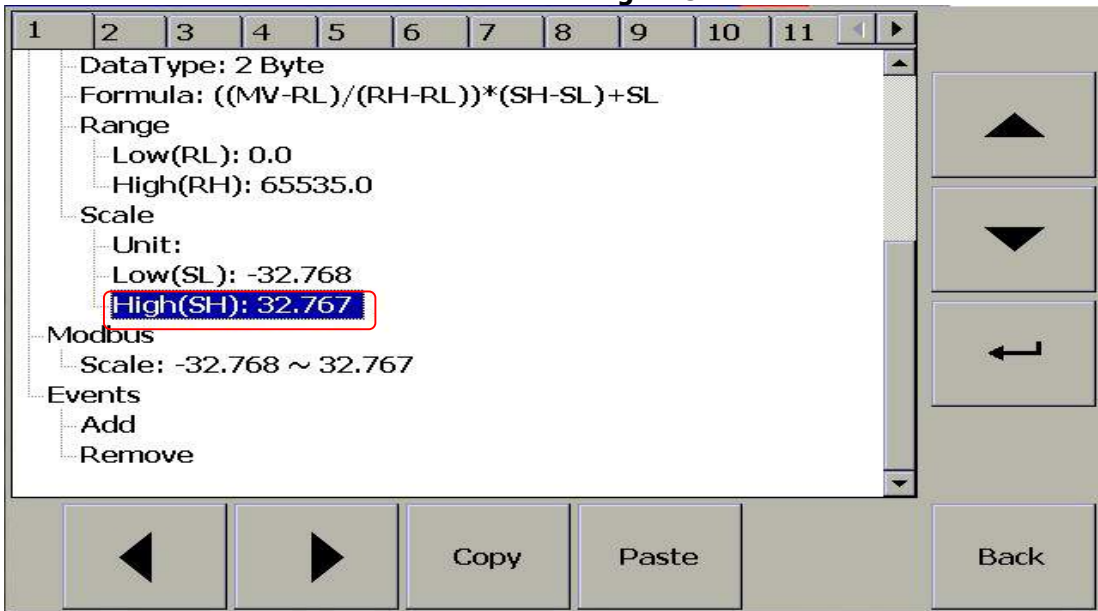


Fig. H-9



## Appendix I

### Ext Convert Example for Math

i. Press 『Menu』 -> 『More』 -> 『Config』

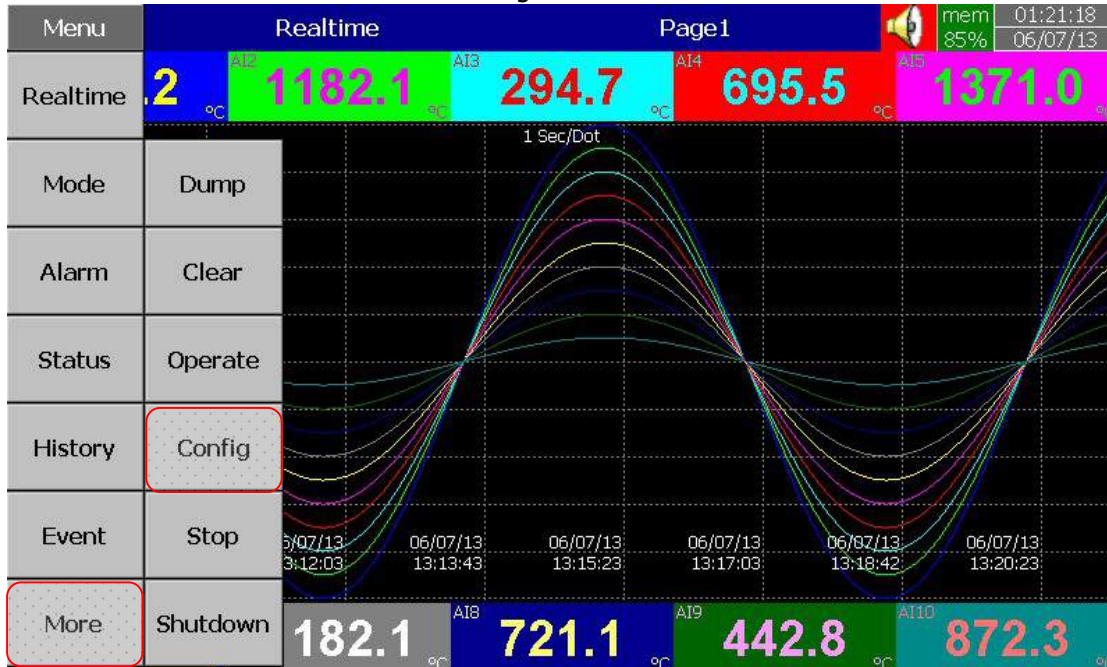


Fig. I-1

ii. Please select 『External』

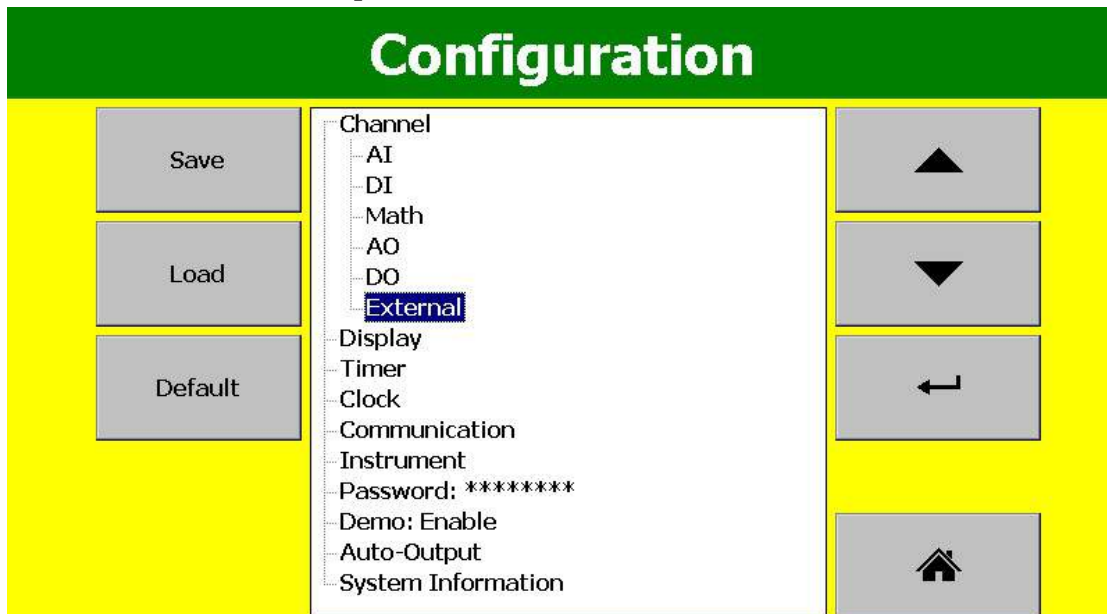


Fig. I-2

iii. Please set the 『DataType』 is 『4 Byte』

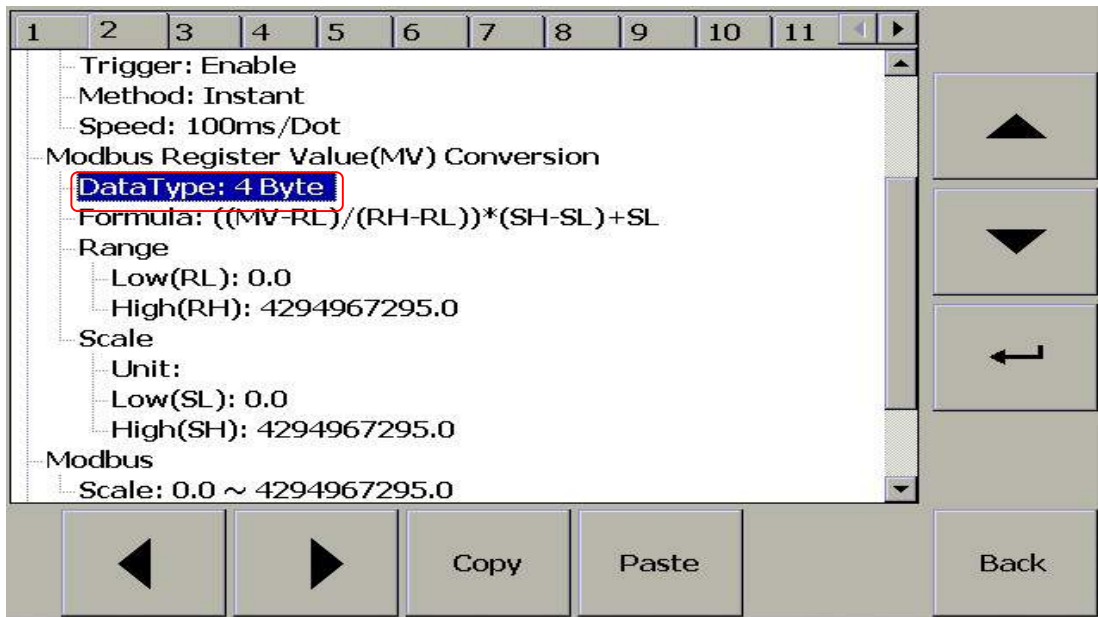


Fig. I-3

- iv. Please modify the 『Scale』 range  
 Please modify the Ext Scale Low(SL) from 0.0 to -2147483648.0 and the Scale High(SH) from 4294967295.0 to 2147483647.0

**Note:** Because the Math can set "Decimal" value, so if the decimal is 0, please setting Scale Low(SL) to -2147483648.0 and Scale High(SH) to 2147483648.0.  
 If the decimal value is 1, please setting Scale Low(SL) to -2147478364.8 and Scale High(SH) to 214748364.8.  
 If the decimal value is 2, please setting Scale Low(SL) to -21474836.48 and Scale High(SH) to 21474836.47.  
 If the decimal value is 3, please setting Scale Low(SL) to -2147483.648 and Scale High(SH) to 2147483.647.  
 If the decimal value is 4, please setting Scale Low(SL) to -214748.3648 and Scale High(SH) to 214748.3647.  
 If the decimal value is 5, please setting Scale Low(SL) to -21474.83648 and Scale High(SH) to 21474.83647.

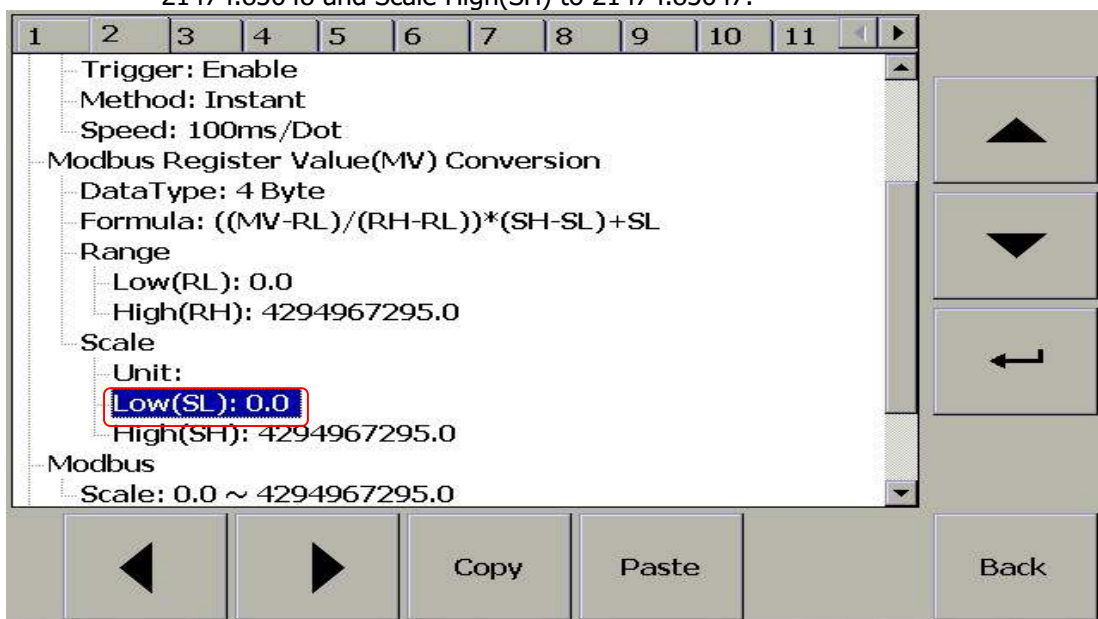


Fig. I-4

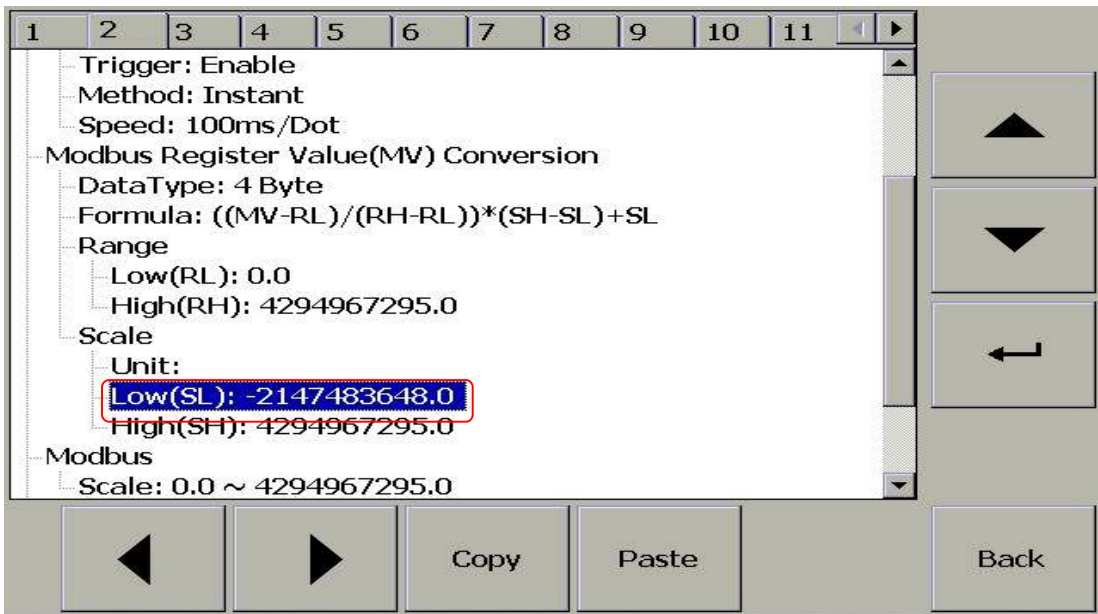


Fig. I-5

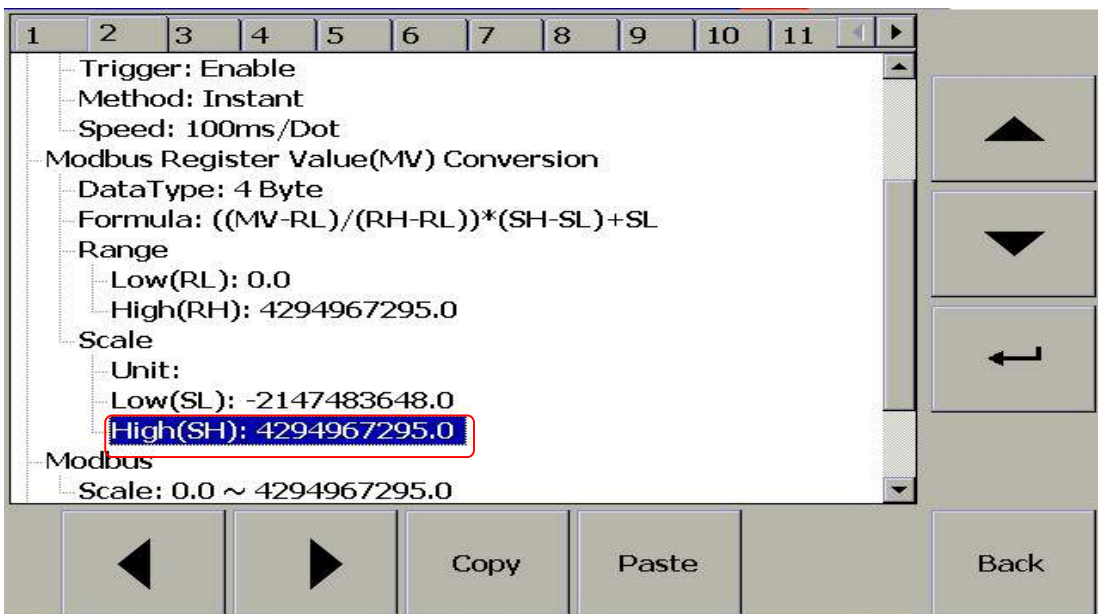
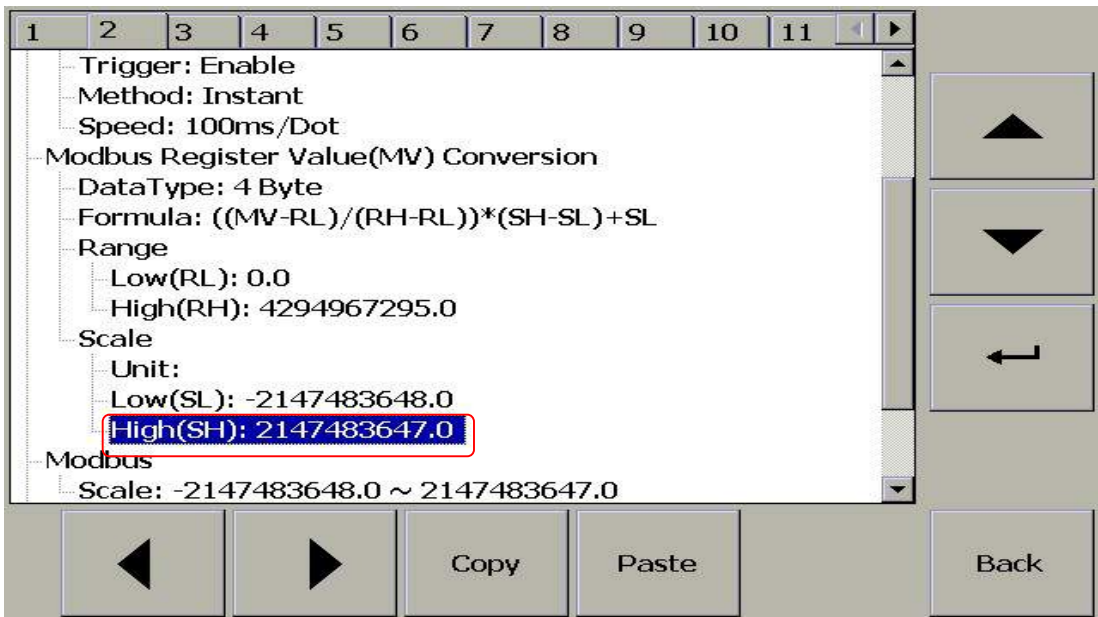


Fig. I-6



**Fig. I-7**

- v. Repeat Step **iii** to Step **iv** for convert another Math value.







Company With Quality System Certified  
**UNI EN ISO 9001:2008**

# CEAM Control Equipment srl

Headquarters:

Via Val D'Orme No. 291

50053 Empoli (Firenze) Italy

Tel. (+39) 0571 924082 - Fax. (+39) 0571 924505

 Skype Name: [ceam\\_info](#)



## Internet:

Portale Web Generale del Gruppo: [www.ceamgroup.com](http://www.ceamgroup.com)

Web Specifico del Settore: [www.ceamcontrolequipment.it](http://www.ceamcontrolequipment.it)

Web di supporto tecnico: [www.ceamsupport.it](http://www.ceamsupport.it)

## Indice servizi E.mail:

Informazioni Generali: [info@ceamgroup.it](mailto:info@ceamgroup.it)

Servizio Assistenza Vendite: [sales@ceamgroup.it](mailto:sales@ceamgroup.it)

## Rivenditore di zona:

